

—
09

SR2

SR2	
General characteristics of SR2 Enclosures	232
Selection table	235
Ordering codes	236
Standardised RAL colours (on request)	251
Ordering codes	252
Overall dimensions - Drillings	253
Overall dimensions - Casse	254

General purpose enclosures

General characteristics of SR2 Enclosures

The range of SR2 enclosures is a complete offer of monobloc enclosures for constructing small and medium-sized electric automation, switching and control switchboards.

The SR2 enclosures come from the experience ABB has gained over the years in building IP65 metal structures (in accordance with the IEC 60529 Standard), together with the innovative new production process used for construction and patented by ABB.

The typical use of SR2 Enclosures is to make switchgear and controlgear switchboards for a very wide variety of industrial machines: from large machinery with automated production lines or parts of these, down to the typical installations of on-board machine switchboards, boilers, heating plants and so on.

They conform to the EN 62208 Standard "Empty enclosures for low voltage protection switchgear and controlgear assemblies" and allow realization of electrical equipment conforming to the prescriptions of the IEC 60204-1 Standard "Safety of machinery. Electrical equipment of machines" and of the EN 60439-1 Standard and the new EN 61439-1-2 Standard "Low voltage protection switchgear and controlgear for assemblies". The degree of protection, in accordance with the IEC 60529 Standard "Degrees of protection of enclosures (IP Code)", is IP65.

The SR2 enclosures have also passed the control required to obtain the UL (Underwriters Laboratories) and CSA (Canadian Standards Association) Type 12 marks.

The SR2 enclosures also allow secondary distribution switchboards to be made, thanks to the possibility, in the 400, 600 and 800 mm widths, of installing the whole range of apparatus and modular circuit-breakers on DIN rails combined with special pre-drilled and hinged modular front panels, thereby allowing construction of AS/ANS type electrical switchgear conforming to the IEC 60439-1 Standard and the new EN

61439-1-2 Standard. A single line of metalwork structures therefore allows construction of automation and secondary and end distribution electrical switchboards thanks to the availability of a series of accessories (modular panels, DIN rails) and to the possibility of stacking the enclosures.



General purpose enclosures

General characteristics of SR2 Enclosures

The SR2 enclosures are available in two versions (blind door or glazed door) and in 23 different dimensions, as well as a further 19 combinations obtained by stacking the enclosures, up to a maximum height of 2000 mm, which guarantee ample selection possibilities for the various end applications.

The SR2 enclosures have been designed to fulfil all the typical needs of the builder or installer of switchgear in the best way possible and the user is presented with a unique ensemble of functional characteristics:

- wide dimensional range
- certified IP65 degree of protection
- internal galvanised sheet mounting plate with 20/10 thickness (made to allow threaded holes to be made easily), adjustable in depth by using a special accessory
- fairlead plate screwed on (at top and bottom) made of 15/10 thick galvanised sheet, with a sealing gasket applied inside
- complete reversibility of the enclosure, so the door can open either on the right or on the lefthand side
- possibility of installing all the apparatus and modular circuit-breakers on a DIN rail combined with a hinged modular panel

The standard colour is RAL 7035 orange peel. On request, the SR2 enclosures can be ordered in a wide range of RAL colours (see page 251).

Both the enclosures with glazed door or blind door can be stacked:

stacking is done simply by removing the fairlead plates and inserting the IP65 sealing gasket (GZ....), made of neoprene with closed cells.

Assembly of the stacked enclosures is carried out by means of the same holes used for the fairlead plates.

The door is supplied with the enclosure (single code) so as to reduce the number of articles and assembly times.



General purpose enclosures

General characteristics of SR2 Enclosures

The range is completed with a series of accessories: brackets for wall assembly, rain shield top cover, locks of various types, internal document pocket, spacers, and spray paint for touching up. It is possible floor fixing by means plinth.



Plastic document pocket, RAL 7035, size A4, the pocket is apply within the solid doors wider than 400 mm, with stickers provided.





Many closure systems can replace the standard closures of the external doors. The inserts are interchangeable and easily replaced by loosening a nut.



The brackets for wall mounting allows installation of the boxes on the wall using the holes located on the back of the enclosure.



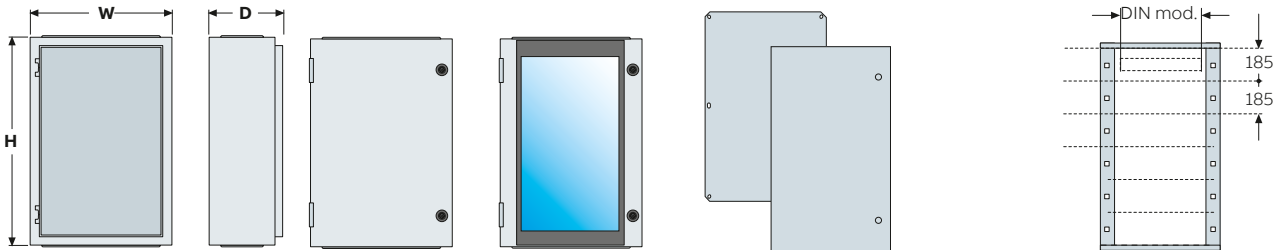
The bars, made of electrolytic copper with M6 threaded holes in 25 mm, can be mounted on mounting plates using the appropriate supports.

Technical characteristics		
Conformity with Standard	IEC 62208, IEC 61439-1-2	
Degree of protection	IP65 (IEC 60529) UL Listed: UL 508A NEMA: Types 1, 3R, 12	
Degree of mechanical strength	IK10 blind door IK09 glazed door (IEC 62262)	
Certifications	 	
Type of material	Metallic	
Installation site	Indoor/outdoor	
Fixing method	floor/wall	
Normal service conditions - ambient temperature	from -5 up to +40°C	
Operating climate (t°/Ur%)	costant	23°C/83% - 40°C/93%
	variable	23°C/98% - 40°C/98%

General purpose enclosures

SR2 - Selection table

Quick selection table

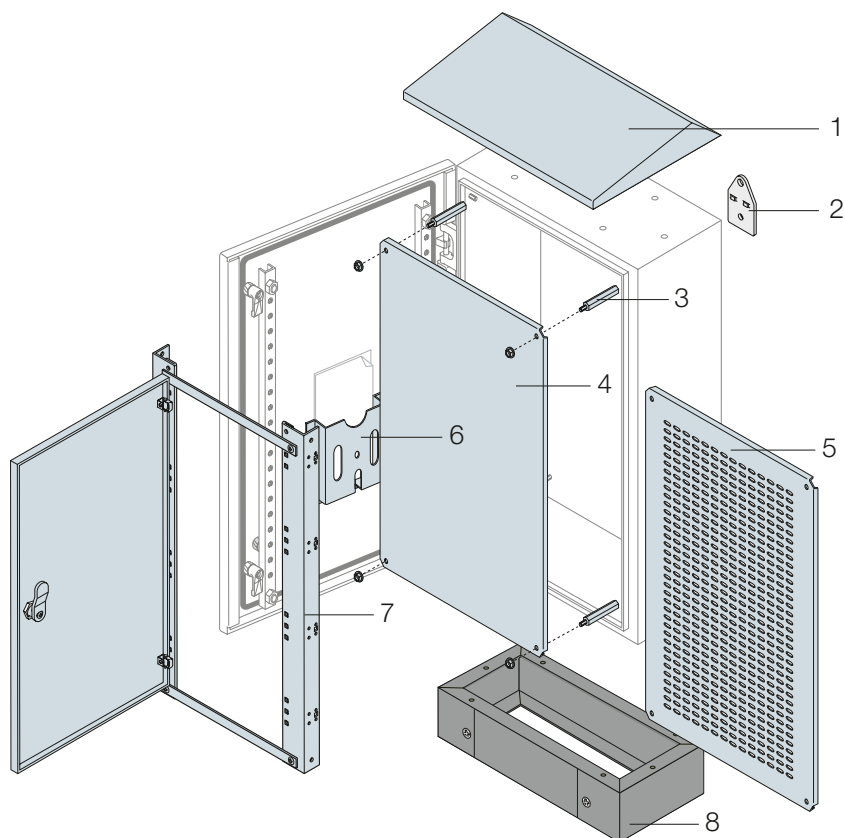


Overall dimensions			Enclosures	Kit for automation			Kit for distribution Supports for mounting modular panels			
H mm	W mm	D mm	Enclosures with blind door + back plate	with glazed door *	Blind counterdoor	Back plate	No. vertical mod. H=185mm	No. DIN mod. per row	Total modules	DIN Supports
300	200	150	SRN3215K							
	300		SRN3315K							
	400		SRN3415K							
400	300	150	SRN4315K							
	300	200	SRN4320K							
	400		SRN4420K							
	600		SRN4620K							
500	300	200	SRN5320K							
	400		SRN5420K	SRN5420VK*	KC5040K	PF5040	2	14	28	KD5040K
	400	250	SRN5425K	SRN5425VK*	KC5040K	PF5040	2	14	28	KD5040K
600	400	200	SRN6420K	SRN6420VK*	KC6040K	PF6040	3	14	42	KD6040K
	400	250	SRN6425K	SRN6425VK*	KC6040K	PF6040	3	14	42	KD6040K
	600		SRN6625K							
700	500	200	SRN7520K	SRN7520VK*	KC7050K	PF7050				
	500	250	SRN7525K	SRN7525VK*	KC7050K	PF7050				
800	600	250	SRN8625K	SRN8625VK*	KC8060K	PF8060	4	25	100	KD8060K
	600	300	SRN8630K	SRN8630VK*	KC8060K	PF8060	4	25	100	KD8060K
	800		SRN8830K							
1000	600	250	SRN10625K	SRN10625VK*	KC1060K	PF1060	5	25	125	KD1060K
	600	300	SRN10630K	SRN10630VK*	KC1060K	PF1060	5	25	125	KD1060K
	800		SRN10830K	SRN10830VK*	KC1080K	PF1080	5	36	180	KD1080K
1200	600	300	SRN12630K	SRN12630VK*	KC1260K	PF1260	6	25	150	KD1260K
	800		SRN12830K	SRN12830VK*	KC1280K	PF1280	6	36	216	KD1280K

* The mounting plate must be ordered separately.

General purpose enclosures

SR2 - Ordering codes



1 - Spray protection roof

2 - Wall-mounting brackets

3 - Spacers for back plates

4 - Blind internal plate

5 - Slotted internal plate

6 - Document pocket

7 - Counterdoor

8 - Plinth

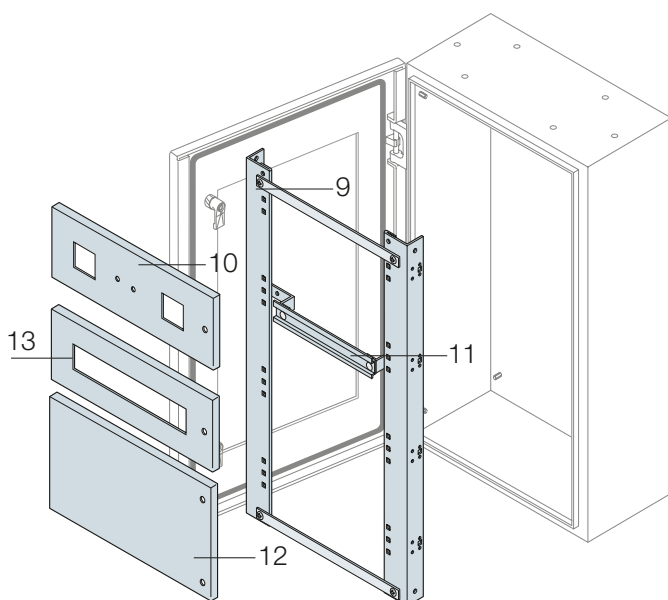
9 - Frame for DIN rail

10 - Modular panels for apparatus

11 - DIN rail

12 - Blind modular panels

13 - Modular panel for DIN rail

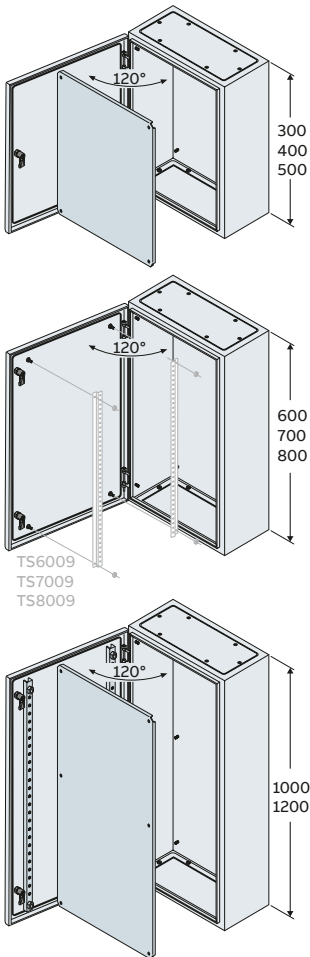


General purpose enclosures

SR2 - Ordering codes

SR2 Enclosures with blind door (internal plate included)

The enclosures with blind door, typically for making automation switchgear, are already fitted with the internal galvanised sheet mounting plate.



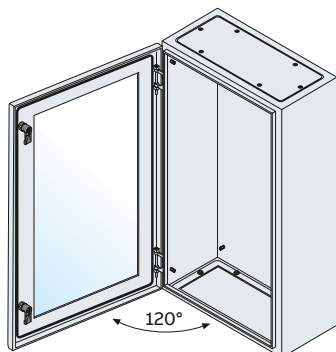
Enclosures with blind door (internal plate included)				
Dimensions (mm)			Code	Package/ No. of pieces
H	W	D		
300 ⁽¹⁾	200	150	SRN3215K	1/1
	300	150	SRN3315K	1/1
	400	150	SRN3415K	1/1
400 ⁽¹⁾	300	150	SRN4315K	1/1
	300	200	SRN4320K	1/1
	400	200	SRN4420K	1/1
	600	200	SRN4620K	1/1
500 ⁽¹⁾	300	200	SRN5320K	1/1
	400	200	SRN5420K	1/1
	400	250	SRN5425K	1/1
600	400	200	SRN6420K	1/1
	400	250	SRN6425K	1/1
	600	250	SRN6625K	1/1
700	500	200	SRN7520K	1/1
	500	250	SRN7525K	1/1
800	600	250	SRN8625K	1/1
	600	300	SRN8630K	1/1
	800	300	SRN8830K	1/1
1000*	600	250	SRN10625K	1/1
	600	300	SRN10630K	1/1
	800	300	SRN10830K	1/1
1200*	600	300	SRN12630K	1/1
	800	300	SRN12830K	1/1

⁽¹⁾ The enclosures with height less or equal to 500mm have only a closing box.

* Plates height 1000 / 1200mm have six mounting points .

General purpose enclosures

SR2 - Ordering codes



Enclosures with glazed door

The enclosures with glazed door are also used for distribution configurations. The internal equipment is made, alternatively, by selecting the special kits:

- KD... (Distribution Kit) consisting of a pair of functional uprights for assembly of the modular panels (to be ordered separately) and of any compensation panel.

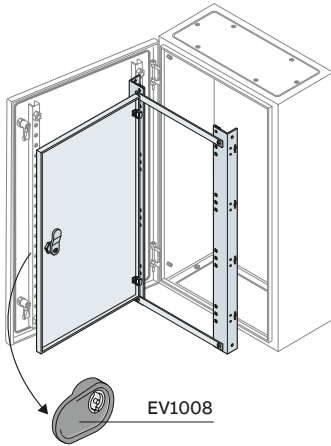
The modular panels, which can also be installed on the enclosures with blind door with the help of the KD.. kit itself, are all hinged and have vertical modularity of 185 mm.

Enclosures with glazed door				
Dimensions (mm)			Code	Package/ No. of pieces
H	W	D		
500 ⁽¹⁾	400	200	SRN5420VK	1/1
	400	250	SRN5425VK	1/1
600	400	200	SRN6420VK	1/1
	400	250	SRN6425VK	1/1
700	500	200	SRN7520VK	1/1
	500	250	SRN7525VK	1/1
800	600	250	SRN8625VK	1/1
	600	300	SRN8630VK	1/1
1000	600	250	SRN10625VK	1/1
	600	300	SRN10630VK	1/1
	800	300	SRN10830VK	1/1
1200	600	300	SRN12630VK	1/1
	800	300	SRN12830VK	1/1

⁽¹⁾ The enclosures with height less or equal to 500mm have only a closing box.

General purpose enclosures

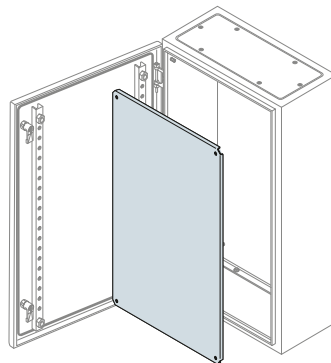
SR2 - Ordering codes



Blind counterdoor

The internal counterdoor guarantees IP20 degree of protection. Made of steel sheet 15/10mm thick, galvanized and painted orange peel RAL 7035 colour, complete with the EV1008 ergonomic box and insert with double tongue.

Blind counterdoor			
Dimensions (mm)			Package/ No. of pieces
H	W	Code	
500	400	KC5040K	1/1
600	400	KC6040K	1/1
700	500	KC7050K	1/1
800	600	KC8060K	1/1
1000	600	KC1060K	1/1
1000	800	KC1080K	1/1
1200	600	KC1260K	1/1
1200	800	KC1280K	1/1



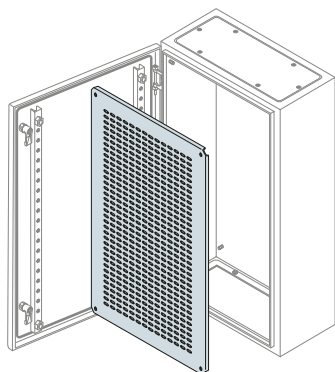
Blind internal mounting plate

Internal galvanised sheet mounting plate 20/10mm thick complete with fixing with small items provided. Possibility of adjusting the depth with the help of a special spacer kit (to be ordered separately).

Blind back plate for enclosure			
Dimensions (mm)			Package/ No. of pieces
H	W	Code	
300	200	PF3020	1/1
300	300	PF3030	1/1
300	400	PF3040	1/1
400	300	PF4030	1/1
400	400	PF4040	1/1
400	600	PF4060	1/1
500	300	PF5030	1/1
500	400	PF5040	1/1
600	400	PF6040	1/1
600	600	PF6060	1/1
700	500	PF7050	1/1
800	600	PF8060	1/1
800	800	PF8080	1/1
1000	600	PF1060	1/1
1000	800	PF1080	1/1
1200	600	PF1260	1/1
1200	800	PF1280	1/1

General purpose enclosures

SR2 - Ordering codes

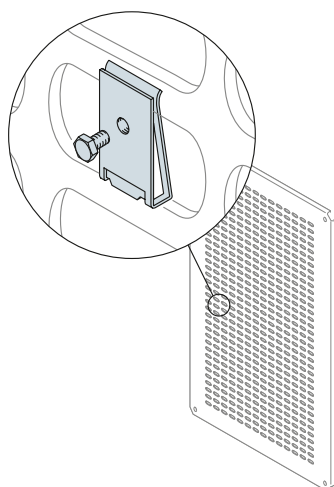


Slotted internal mounting plate

Fixing with small items provided. Possibility of adjusting the depth with the help of a special spacer kit (to be ordered separately).

Back plate for enclosure

Dimensions (mm)			Package/ No. of pieces
W	H	Code	
200	300	TQ3020	1/1
300	300	TQ3030	1/1
400	300	TQ3040	1/1
300	400	TQ4030	1/1
400	400	TQ4040	1/1
600	400	TQ4060	1/1
300	500	TQ5030	1/1
400	500	TQ5040	1/1
400	600	TQ6040	1/1
600	600	TQ6060	1/1
500	700	TQ7050	1/1
600	800	TQ8060	1/1
800	800	TQ8080	1/1
600	1000	TQ1060	1/1
800	1000	TQ1080	1/1
600	1200	TQ1260	1/1
800	1200	TQ1280	1/1



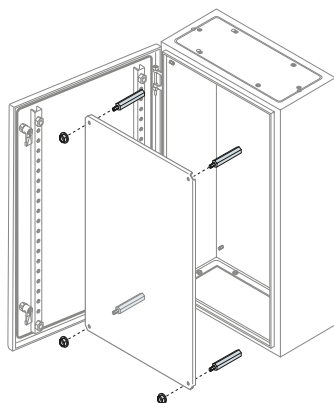
Clip nuts

For slotted plates with M6x10mm hexagonal head screws.

Description	Code	Package/ No. of pieces
No.20 clip nuts	TQ6610	1/20

Spacer Kit for adjusting the depth of the back plates

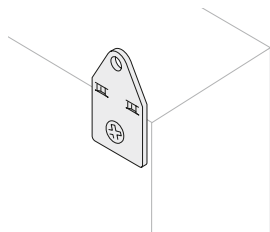
Kit consisting of 12 spacers for fixing the back plate with the possibility of adjusting the depth with 25 mm pitch.



Description	Code	Package/ No. of pieces
Spacers 25mm long	AA8025	1/12
Spacers 50mm long	AA8050	1/12

General purpose enclosures

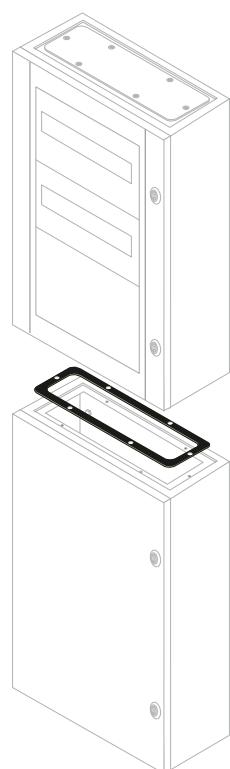
SR2 - Ordering codes



Brackets for wall fixing

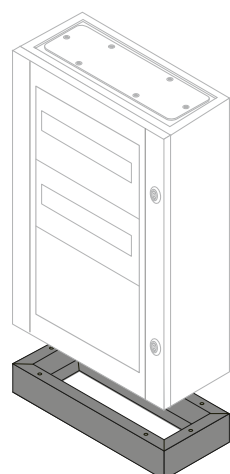
These allow wall installation of the enclosures and are mounted by using the special holes positioned on the rear of the enclosures.

Description	Code	Package/ No. of pieces
Brackets for wall fixing	AA1206	1/4



Accessories for stacking

Dimensions (mm)			Package/ No. of pieces
W	D	Code	
IP65 gasket			
400	200	GZ4020	1/1
	250	GZ4025	1/1
600	200	GZ6020	1/1
	250	GZ6025	1/1
	300	GZ6030	1/1
800	300	GZ8030	1/1



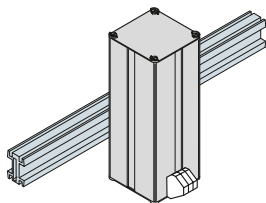
Plinth

Steel plinth 25/10 thick grey RAL7012 color.

Plinth				
Dimensions (mm)				Package/ No. of pieces
W	D	H	Code	
400	200	100	ZA4020	1/1
	250	100	ZA4025	1/1
600	250	100	ZA6025	1/1
	300	100	ZA6030	1/1
800	300	100	ZA8030	1/1

General purpose enclosures

SR2 - Ordering codes



Temperature management

IP20 heater

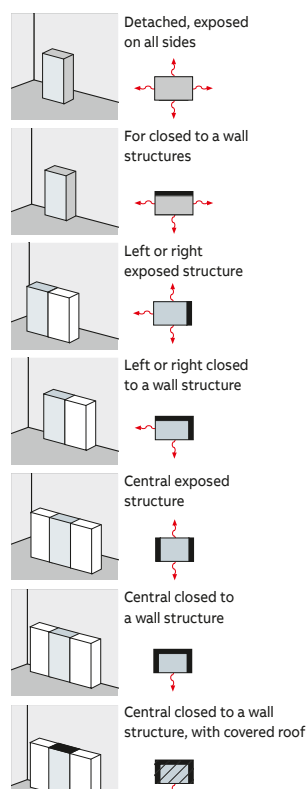
Their use prevents condensation in the electric cabinets. They consist of a heating element (PTC thermistor) inserted in an aluminium alloy ground plate. The PTC thermistor is a component which modifies its impedance according to the operating temperature. It is intrinsically stable and ensures primary safety features for the heater and service stability.

The main qualities of the heaters using PTC are:

- electrical absorption (or dissipated power) which is almost constant in
- the range of power supply voltage between 100 and 250V;
- electrical absorption bound by inverse law to the trend of the ambient temperature.

The special tubular geometry of the ground plate allows efficient thermal exchange with the heating element. This allows high powers and limited overall dimensions (especially in width and depth); Snap-on assembly on 35 mm DIN rail. Requires a thermostat.

Description	Dimensions (mm)			Code	Package/ No. of pieces
	H	W	D		
Anti-condensation heater 30W, 110-240 Vac-dc	115	42	42	VA7930	1/1
Anti-condensation heater 50W, 110-240 Vac-dcc	165	42	42	VA7950	1/1
Anti-condensation heater 75W, 110-240 Vac-dc	210	42	42	VA7975	1/1
Anti-condensation heater 100W, 110-240 Vac-dc	165	42	51	VA7910	1/1
Anti-condensation heater 150W, 110-240 Vac-dc	146	82	51	VA7915	1/1
Anti-condensation heater with fan 300W, 230 Vac-dc	148	82	91	VA8300	1/1



All the heaters with PTC absorb a higher power than the rated one on inrush according to a transitory which lasts a few tenths of a second.

If the heaters are to be supplied by means of an auxiliary transformer, its apparent power must be sized taking 1.5 times the rated power of the heaters with natural aeration and twice those with forced ventilation into consideration.

IEC 890 method for calculating the effective cooling surface (CEI 17-43 method)

The total power dissipation P of an enclosure is linked to the exchange effective dissipating surface S , the ΔT difference between the inner and outer temperature and the k coefficient of heat exchange relative to the material of the enclosure:

$$P = k * \Delta T * S$$

$k = 5,5$ for painted steel

$$\Delta T = T_1 - T_2;$$

T_1 = dew point temperature (on average 25 °C)

T_2 = minimum ambient temperature.

General purpose enclosures

SR2 - Ordering codes

The exchange surface S can be calculated using the following table taken from the CEI 17-43

Disposition of the cabinet	Calculating the enclosure surface S (mm ²)	Dimensions (m)
Detached, exposed on all sides	$S = 1,8 \times H \times (L+P) + 1,4 \times L \times P$	L = width
For closed to a wall structures	$S = 1,4 \times L \times (H+P) + 1,8 \times P \times H$	H = height
Left or right exposed structure	$S = 1,4 \times P \times (H+L) + 1,8 \times L \times H$	P = depth
Left or right closed to a wall structure	$S = 1,4 \times H \times (P+L) + 1,4 \times L \times P$	
Central exposed structure	$S = 1,8 \times L \times H + 1,4 \times L \times P + P \times H$	
Central closed to a wall structure	$S = 1,4 \times L \times (H+P) + P \times H$	
Central closed to a wall structure, with covered roof	$S = 1,4 \times L \times H + 0,7 \times L \times P + P \times H$	

Using a SRN8630K box, in “for closed to a wall structures” case we will obtain:

$$T_1 = 25\text{ °C}; T_2 = 20\text{ °C}; K = 5,5; \Delta T = (25-20) = 5\text{ °C}; S = 1,4\text{m}^2$$

The total power dissipation P obtained will be:

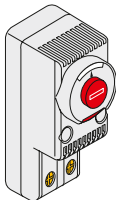
$$P = k \times \Delta T \times S = 38,5\text{ W}$$

The recommended heater is VA7950 (50W).

Temperature management

IP20 Thermostat

Conforms to EN 60730-1, CE and cURus standards, IP20 degree of protection. Grey RAL 7035 colour; electrical life 100,000 cycles. Dimensions (HxWxD) 68x29x45mm, can be mounted on DIN rail. The version with NO (normally open) contact allows closure of a circuit activating ventilation, air conditioning, or alarms. The version with NC (normally closed) contact allows opening of a circuit, disconnecting any anti-condensation resistances.

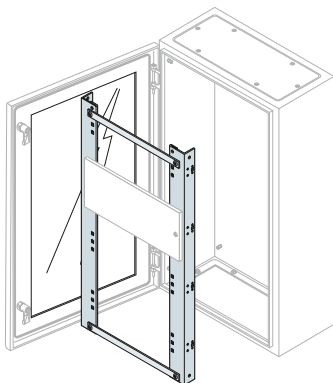


Description	Standard power supply V~/50-60Hz	Code	Package/ No. of pieces
NO ventilation thermostat	12-60 V d.c.; 110-250V a.c.	EN0101K	1/1
NC heating thermostat	12-60 V d.c.; 110-250V a.c.	EN0102K	1/1

Code	Standard power supply V~/50-60Hz	Contact capacity		Temperature scale	Type of contact	Weight
		Load Ω	Load L			
EN0101K	12-60 V d.c.; 110-250V a.c.	10A	2A	-10 +80 °C	NO	54g
EN0102K	12-60 V d.c.; 110-250V a.c.	10A	2A	-10 +80 °C	NC	54g

Frame for DIN rail

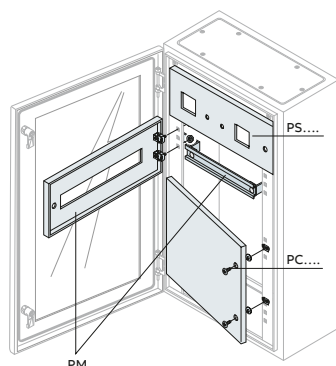
Internal supports for fixing modular panels and DIN rails, colour RAL 7035 orange peel.



Description	Dimensions (mm)		Code	Package/ No. of pieces
	H	W		
Supports 14 mod. DIN x 2 rows	500	400	KD5040K	1/1
Supports 14 mod. DIN x 3 rows	600	400	KD6040K	1/1
Supports 25 mod. DIN x 4 rows	800	600	KD8060K	1/1
Supports 25 mod. DIN x 5 rows	1000	600	KD1060K	1/1
Supports 36 mod. DIN x 5 rows	1000	800	KD1080K	1/1
Supports 25 mod. DIN x 6 rows	1200	600	KD1260K	1/1
Supports 36 mod. DIN x 6 rows	1200	800	KD1280K	1/1

General purpose enclosures

SR2 - Ordering codes



Modular panels

Modular panels made of 12/10mm thick sheet steel painted RAL 7035 colour orange peel. The modular hinged panels can be mounted on the enclosures by using the special kit (KD...) consisting of functional uprights and compensation panel. The hinges patented by ABB, allow automatic earthing for panel contact when it is closed and are also suitable conventional earthing (with a cable). Each modular panel (PM) has a DIN rail provided (adjustable in depth), the fixing brackets and the relative small items. Modular and circuit-breakers and Tmax moulded-case circuit-breakers up to T3 can be placed side by side on the same DIN rail using the special depth adapter AP6001. To install moulded-case circuit-breakers, it is necessary to fix the DIN rail in a position towards the back. The fixing brackets of the DIN rail allow the wiring duct to be mounted up to a maximum size of 60 x 60 mm.

Modular hinged panels for modular apparatus (DIN rail and fixing brackets included)

Description	Dimensions (mm)			Package/ No. of pieces
	H	W	Code	
14 mod. DIN + fixing bracket	185	400	PM1414K	1/1
25 mod. DIN + fixing bracket	185	600	PM1625K	1/1
36 mod. DIN + fixing bracket	185	800	PM1836K	1/1

Modular hinged panels for measuring instruments

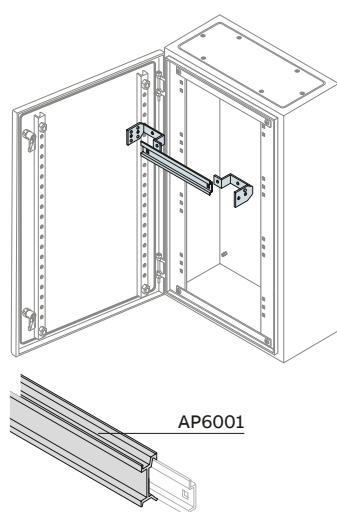
Description	Dimensions (mm)			Package/ No. of pieces
	H	W	Code	
2 instruments 72 x 72mm	185	400	PS2476K	1/1
2 instruments 72 x 72mm	185	600	PS2676K	1/1
2 instruments 72 x 72mm	185	800	PS2876K	1/1

Modular hinged blind panels

Description	Dimensions (mm)			Package/ No. of pieces
	H	W	Code	
Blind panel	185	400	PC1406K	1/1
Blind panel	185	600	PC1606K	1/1
Blind panel	185	800	PC1806K	1/1
Blind panel	370	600	PC2606K	1/1
Blind panel	370	800	PC2806K	1/1

DIN rail and fixing brackets

Description	No. of modules	W (mm)	Code	Package/ No. of pieces
DIN rail and fixing brackets	14	400	GD4006	1/1
DIN rail and fixing brackets	25	600	GD6006	1/1
DIN rail and fixing brackets	36	800	GD8006	1/1
Depth adapter				
No.1 depth adapter for Tmax T1-T2-T3-XT1-XT3 W=600mm			AP6001	1/4



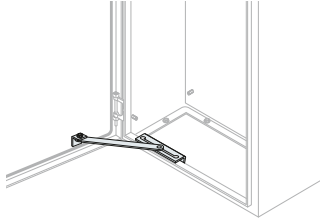
Polished flange for DIN-Rail mounting

Description	Code	Package/ No. of pieces
Polished flange for XT1 3P mounted on DIN rail	AD3301	1/1
Polished flange for XT1 4P mounted on DIN rail	AD3302	1/1
Polished flange for XT3 3P mounted on DIN rail	AD3303	1/1
Polished flange for XT3 4P mounted on DIN rail	AD3304	1/1

Already supplied in the DIN-Rail mounting kit for breakers in MCCBs catalogue

General purpose enclosures

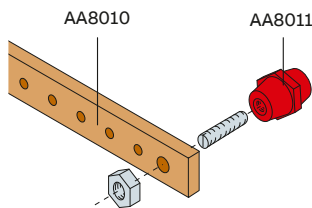
SR2 - Ordering codes



Door anti-closure device

It can't be mounted with the inner-door or with modular/blind panels mounted down in structure and hinged.

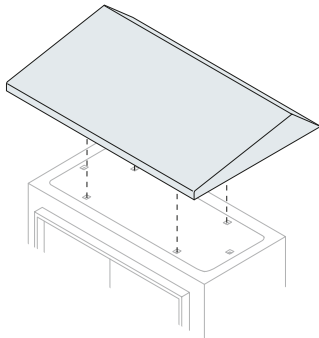
Description	Code	Package/ No. of pieces
Door anti-closure device	EV0015	1/4



Neutral or earthing busbars

The busbars, made of electrolytic copper with M6 threaded holes with 25 mm pitch, can be mounted on the back plates by means of the special supports. They must be sized according to the enclosure and the position they are installed in.

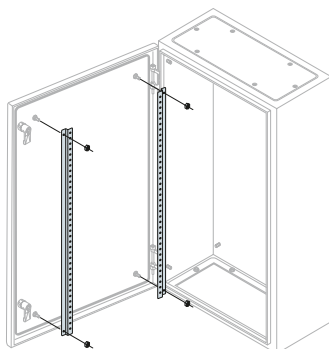
Description	W (mm)	Code	Package/ No. of pieces
No. 4 busbars sect. 20x5mm	1000	AA8010	1/4
No.5 support for busbar		AA8011	1/5



Spray protection roofs

To improve protection against entry of liquids and rain. Made of 15/10mm thick sheet steel, painted RAL 7035 colour orange peel.

Spray protection roof			
Dimensions (mm)			Package/ No. of pieces
W	D	Code	
200	150	TT2015K	1/1
300	150	TT3015K	1/1
400	150	TT4015K	1/1
300	200	TT3020K	1/1
400	200	TT4020K	1/1
500	200	TT5020K	1/1
600	200	TT6020K	1/1
400	250	TT4025K	1/1
500	250	TT5025K	1/1
600	250	TT6025K	1/1
600	300	TT6030K	1/1
800	300	TT8030K	1/1



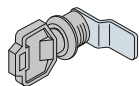
Shaped sections for accessories

These allow fixing of accessories (e.g. wiring ducts) inside the blind doors. They consist of a pair of vertical crosspieces made of 15/10mm thick white galvanised sheet, pre-drilled with 25 mm pitch. In the enclosures with 1000 and 1200 mm height with blind door, the shaped sections are already provided.

Description	Dimensions (mm)		Package/ No. of pieces
	H	Code	
No. 2 shaped sections for door	600	TS6009	1/1
No. 2 shaped sections for door	700	TS7009	1/1
No. 2 shaped sections for door	800	TS8009	1/1
No. 2 shaped sections for door	1000	1SLM400000A9000	1/1

General purpose enclosures

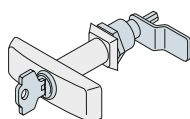
SR2 - Ordering codes



AA8001



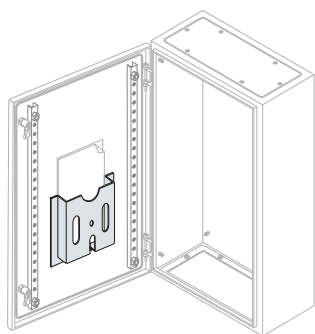
AA8002



AA8003



EV1008



Closing systems

These can replace the standard closures of the external doors.

The inserts are interchangeable and easily replaced by loosening a single nut.

Description	Code	Package/ No. of pieces
Box Ø 19 mm double tongue and plastic key (spare part)	AA8001	1/1
Box Ø 19 mm with security insert and Yale type key	AA8002	1/1
Box Ø 19 mm with handle and Yale type key	AA8003	1/1
Box Ø 19 mm with triangular insert	AA5200	1/1
Plastic key for triangular insert AA5200	AA5190	1/1
Ergonomic box complete with double tongue insert (without tongue)	EV1008	1/1
Single code Yale insert	EV1036	1/1
Ronis 455 insert for	EV1037	1/1
3mm Double tongue insert	EV1039	1/1

Document pocket RAL 7035

Made of plastic, RAL 7035 colour, A4 size. The pocket can be glued inside the blind door with a width of more than 400 mm, using the adhesives provided.

Description	Code	Package/ No. of pieces
Plastic document pocket for A4	EV1075K	1/1

Special Painting Service

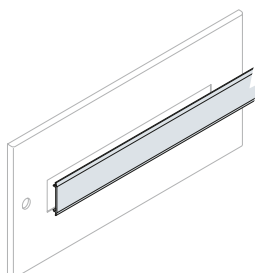
Special painting service has to manage with code of enclosure SRN....SPEC (e.g. SRN4320SPEC VERNSR + note about color required). It is necessary specify the color required in the order. Minimum order quantity 4 pieces. For any other component or further information, please contact you local sales network.

Description	Code	Package/ No. of pieces
Extra cost for special SR painting	VERNSR	

Accessories for DIN panel

Hole covering strip RAL7035 colour

Description	Code	Package/ No. of pieces
No.10 hole covers W=2000mm, grey	AD1086	1/10
No.3 hole covers 24 DIN modules W=600mm	AD1088	1/3
No.3 hole covers 36 DIN modules W=800mm	AD1089	1/3

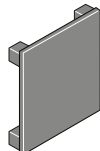
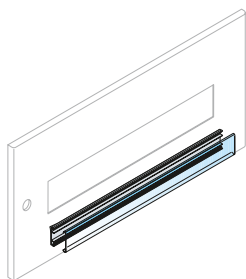
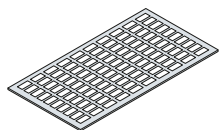
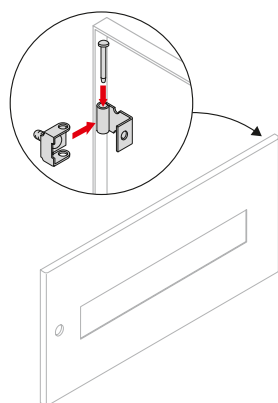


General purpose enclosures

SR2 - Ordering codes



EV1137

EV1135
EV1136AD1101-AD1102
AD1103-AD1104EH2118-EH2129
AD1600-AD1800

Closing plug for instrument holder panels

Description	Code	Package/ No. of pieces
No.10 closing plug for instrument holder panels 72x72mm	EV1135	1/10
No.5 closing plug for instrument holder panels 96x96mm	EV1136	1/5
No.50 tappi di chiusura per pulsanti Ø22 mm	EV1137	1/50

Adhesive name label holders

Description	Dimensions (mm)		Package/ No. of pieces
	W	Code	
No. 20 label holders 18 DIN mod	325	EH2118	1/20
No. 20 label holders 29 DIN mod	525	EH2129	1/20
No. 20 label holders 24 DIN mod	432	AD1600	1/20
No. 20 label holders 36 DIN mod	634	AD1800	1/20

Etichette scrivibili con sistema Grafoplast compatibile

Description	No. of DIN mod.	Code	Package/ No. of pieces
No. 288 labels 1 DIN mod.	1	AD1101	1/288
No. 192 labels 2 DIN mod.	2	AD1102	1/192
No. 96 labels 3 DIN mod.	3	AD1103	1/96
No. 96 labels 4 DIN mod.	4	AD1104	1/96


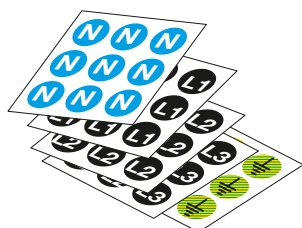
Hinges and quick closures for panels

Description	Code	Package/ No. of pieces
No. 10 hinges for panels	EH1889 ⁽¹⁾	1/10
No. 5 quick closures for front panels	EH1890	1/5

⁽¹⁾ Use No.2 hinges for panel H=150/200/300/400mm, No.3 hinges for panel H=500/600mm.

General purpose enclosures

SR2 - Ordering codes



Marking

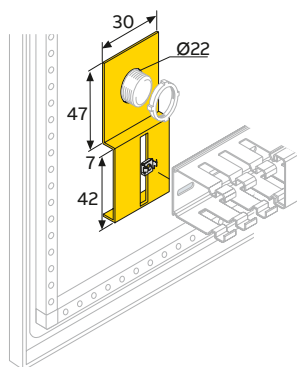
Description	Code	Package/ No. of pieces
No.5 adhesive labels ABB-IS2 W=1000mm	EV1157	1/5
No.490 adhesive labels Ø 12mm N symbol	EV1150	1/490
No.490 adhesive labels Ø 12mm L1symbol	EV1151	1/490
No.490 adhesive labels Ø 12mm L2 symbol	EV1152	1/490
No.490 adhesive labels Ø 12mm L3 symbol	EV1153	1/490
No.490 adhesive labels Ø 12mm T symbol	EV1154	1/490
No.10 triangular adhesive labels 125mm with 400V lightning arrow symbol	EV1155	1/10
No.100 triangular adhesive labels 50mm with lightning arrow symbol	EV1156	1/100

Screws for apparatus

Description	Code	Package/ No. of pieces
No.1000 perforating screws 4.2x13mm cross slotted head	EV1100	1/1000
No.1000 perforating screws 4.2x19mm cross slotted head	EV1101	1/1000
No.50 trilobed screws M6 L=10mm	AD1033	1/50

Wiring duct support brackets

Description	Code	Package/ No. of pieces
No. 100 wiring duct support brackets on upright structure	EV1131	1/100



General purpose enclosures

SR2 - Ordering codes

Spare parts

Description	Code	Package/ No. of pieces
Ergonomic box complete with double tongue insert (without tongue)	EV1008	1/1
N. 10 hinges for SR2 enclosures + countersunk rivets	AA1204	1/1
N. 16 screws and nuts M6x14 for flange	AA1203	1/2
N. 2 fairlead plates for SRN3215K	FLN3215K	1/2
N. 2 fairlead plates for SRN3315K-SRN4315K	FLN3315K	1/2
N. 2 fairlead plates for SRN3415K	FLN3415K	1/2
N. 2 fairlead plates for SRN4320K-SRN5320K	FLN4320K	1/2
N. 2 fairlead plates for SRN4420K-SRN5420K-SRN6420K	FLN4420K	1/2
N. 2 fairlead plates for SRN5425K-SRN6425K	FLN4425K	1/2
N. 2 fairlead plates for SRN4620K	FLN4620K	1/2
N. 2 fairlead plates for SRN6625K-SRN8625K-SRN10625K	FLN6625K	1/2
N. 2 fairlead plates for SRN7520K	FLN7520K	1/2
N. 2 fairlead plates for SRN7525K	FLN7525K	1/2
N. 2 fairlead plates for SRN8630K-SRN10630K-SRN12630K	FLN8630K	1/2
N. 2 fairlead plates for SRN8830K-SRN10830-SRN12830K	FLN8830K	1/2
Blind door 1000x600mm (hxl)	PRN1066K	1/1
Blind door 1000x800mm (hxl)	PRN1086K	1/1
Blind door 1200x600mm (hxl)	PRN1266K	1/1
Blind door 1200x800mm (hxl)	PRN1286K	1/1
Blind door 300x200mm (hxl)	PRN3026K	1/1
Blind door 300x300mm (hxl)	PRN3006K	1/1
Blind door 300x400mm (hxl)	PRN3046K	1/1
Blind door 400x300mm (hxl)	PRN4036K	1/1
Blind door 400x400mm (hxl)	PRN4046K	1/1
Blind door 400x600mm (hxl)	PRN4066K	1/1
Blind door 500x300mm (hxl)	PRN5036K	1/1
Blind door 500x400mm (hxl)	PRN5046K	1/1
Blind door 600x400mm (hxl)	PRN6046K	1/1
Blind door 600x600mm (hxl)	PRN6066K	1/1
Blind door 700x500mm (hxl)	PRN7056K	1/1
Blind door 800x600mm (hxl)	PRN8066K	1/1
Blind door 800x800mm (hxl)	PRN8086K	1/1
Glazed door 1000x600mm (hxl)	PTN1066K	1/1
Glazed door 1000x800mm (hxl)	PTN1086K	1/1
Glazed door 1200x600mm (hxl)	PTN1266K	1/1
Glazed door 1200x800mm (hxl)	PTN1286K	1/1
Glazed door 500x400mm (hxl)	PTN5046K	1/1
Glazed door 600x400mm (hxl)	PTN6046K	1/1
Glazed door 700x500mm (hxl)	PTN7056K	1/1
Glazed door 800x600mm (hxl)	PTN8066K	1/1
Spray paint color grey RAL7035 for structure	VB7035	1/1
Spray paint color grey RAL7012 for plinth	VB7012	1/1

General purpose enclosures

SR2 - Ordering codes



Painting Special Service

Description	Code
Extra cost for special SR painting	VERNSR

Standard size enclosures, standard colour

Special painting service with standard colour (see on the next page) for standard size enclosures in quantities equal to or greater than 4 units with single code to be managed with code SRN ... SPEC + VERNSR overprice equal to the number of enclosures + colour note to be specified in the order.

Example: SRN4320SPEC 4
VERNSR 4
COLOUR NOTE

Standard size enclosures, non-standard colour

Request feasibility of implementation by completing the relevant Form for special quotations and send it to the R&D ECS office.

Management is per offer.

If the offer is accepted and after having received it, it will be possible to place the order with the codes indicated in the offer that will not be SRN...SPEC, but dummy ones.

Always remember to indicate the offer reference in the order.

Non-standard size enclosures, standard colour

Request feasibility of implementation by completing the relevant Form for special quotations and send it to the R&D ECS office.

Management is per offer.

If the offer is accepted and after having received it, it will be possible to place the order with the codes indicated in the offer, that will not be SRN...SPEC, but dummy ones:

Always remember to indicate the offer reference in the order.

Non-standard size enclosures, non-standard colour

Request feasibility of implementation by completing the relevant Form for special quotations and send it to the R&D ECS office.

Management is per offer.

If the offer is accepted and after having received it, it will be possible to place the order with the codes indicated in the offer, that will not be SRN...SPEC, but dummy ones:


Always remember to indicate the offer reference in the order.

Please note that the minimum quantity is four pieces with a single code.

General purpose enclosures

SR2 - Standardised RAL colours (on request)

On request, colours other than the standard RAL 7035 orange peel one are available, using the same painting cycle (for other types of colours or paints, please contact ABB).



RAL	1013	1015	1014	6027	6019	6021	6011	2000	2002	2004	3000	5009	5010	5012	5014	5015	9001	9002
Smooth			●	●	●		●			●	●		●	●	●	●		●
Orange p.	●	●			●	●	●	●	●			●	●	●		●	●	●

RAL	9003	9010	9016	9005	9011	7001	7012	7016	7021	7024	7030	7031	7032	7035	7043	7047	9006
Smooth	●		●	●										●		●	●
Orange p.		●	●	●	●	●	●	●	●	●	●		●		●		

Other types of colours are available on request.

Corrosion test in saline mist

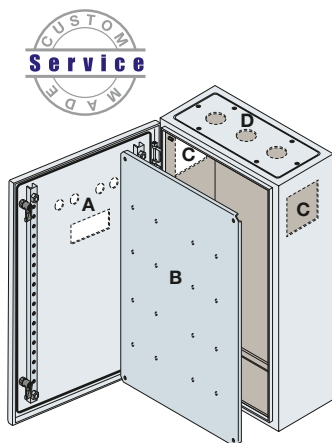
(Ref. Standard UNI ISO 9227, CEI50-5/4, IEC 60068-2-30)

Treatment time (hours)	24	48	72	96	120	144	168	192
Rust penetration	no	no	no	no	no	no	no	193 ⁽¹⁾
Blistering	no	no	no	no	no	no	no	no

⁽¹⁾ When a tearing test with adhesive tape is carried out after 193 hours of exposure, about 3 mm of paint detachment can be noted from the notch area with 1–1.5 mm rust penetration.

General purpose enclosures

SR2 - Ordering codes



Special Drilling Service

The overprice amount depends on the number of individual drilled parts and not on the number of holes.

For single part it means: A-door B-plate; C-housing; D-top/bottom part.

Please note that the minimum quantity is 4 pieces with a single code.

The price of the special drilling service depends on the number of parts to be drilled and on the amount of enclosures to be drilled.

Description	Code	No. of enclosures to be drilled
Extra cost for drilling service per individual drilled part (A-B-C-D)	FORSR1	4-5-6
Extra cost for drilling service per individual drilled part (A-B-C-D)	FORSR2	7-8-9
Extra cost for drilling service per individual drilled part (A-B-C-D)	FORSR	≥ 10

Standard size enclosures with special drilling

The special drilling service for standard size enclosures in quantities equal to or greater than 4 units with a single code has to be managed with code SRN ... SPEC + overprice FORSR/ FORSR1/FORSR2 (see table) equal to the number of enclosures and the number of parts to be drilled + hole layout to be attached to the order (see on the next page).

Example: Enclosure (4 pcs) with door to be drilled (1 part)

Example: Enclosure (4 pcs) with door and plate to be drilled (1 parts)

SRN4320SPEC 4

FORSR1 4

DRAWINGS TO BE ATTACHED

Example: Enclosure (4 pcs) with door and plate to be drilled (2 parts)

SRN4320SPEC 4

FORSR1 8

DRAWINGS TO BE ATTACHED

Non-standard enclosure sizes, special drilling

Request feasibility of implementation by completing the relevant Form for special quotations and send it together with the drill layout to the R&D ECS office.

Management is per offer.

If the offer is accepted and after having received it, it will be possible to place the order with the codes indicated in the offer, that will not be SRN...SPEC, but dummy ones.

Always remember to indicate the offer reference in the order.

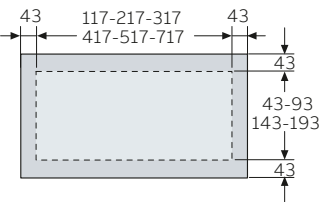
General purpose enclosures

SR2 - Overall Dimensions - Drillings

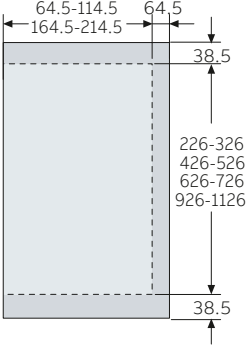
Drillings SR2

Maximum useful overall dimensions for the drillings.

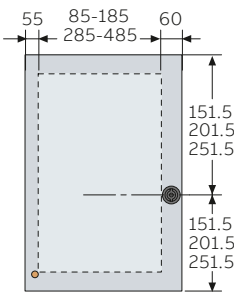
Flanges



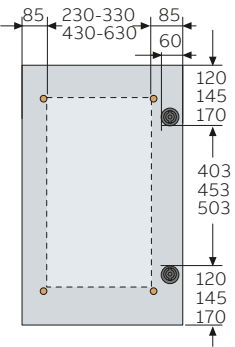
Side



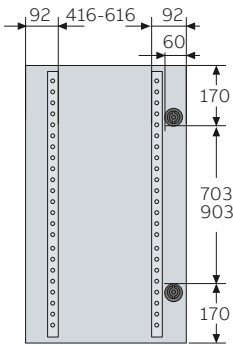
Doors H = 300-400-500



Doors H = 600-700-800



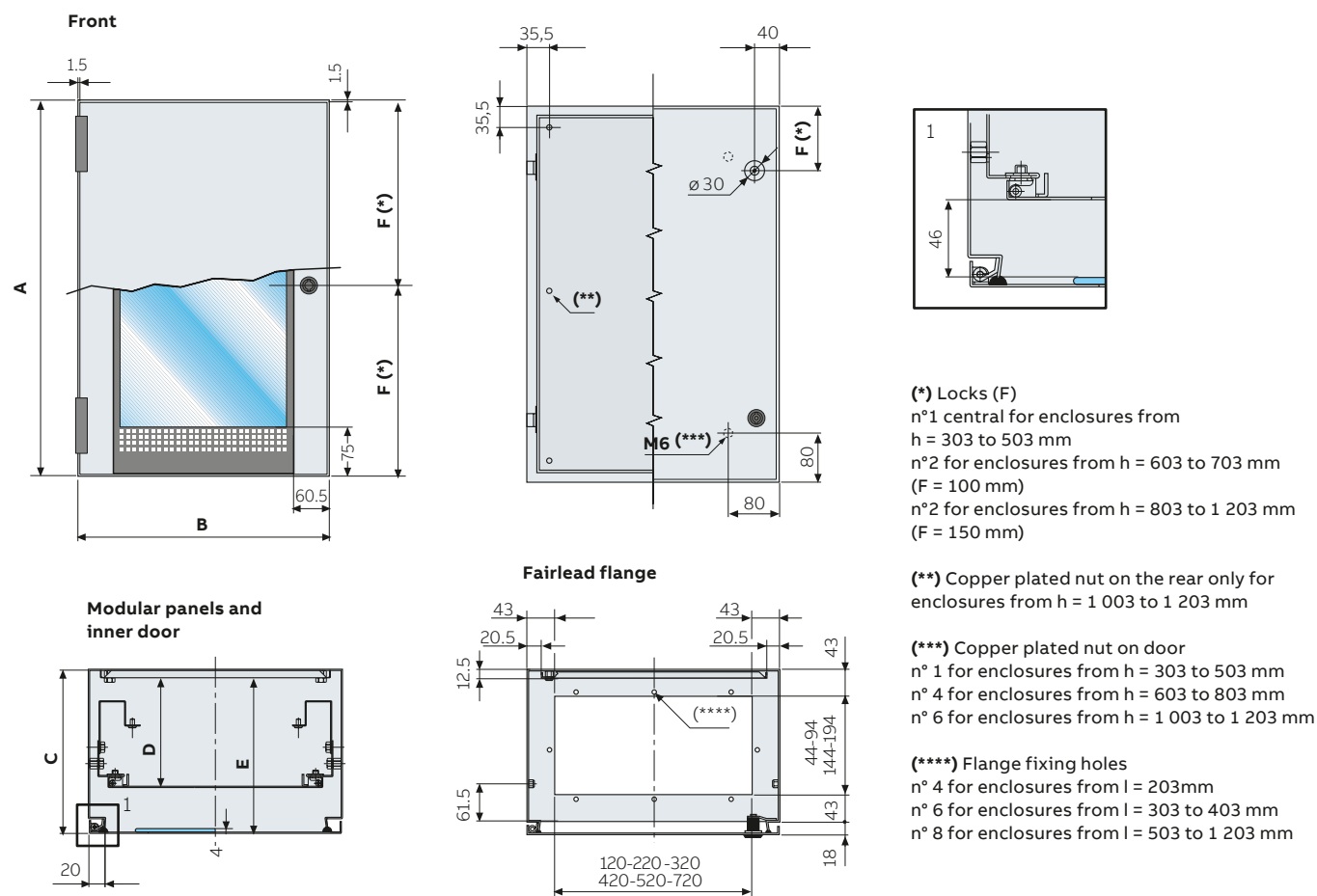
Doors H = 1000-1200



General purpose enclosures technical details

SR2 - Overall Dimensions – Casse

Basic version



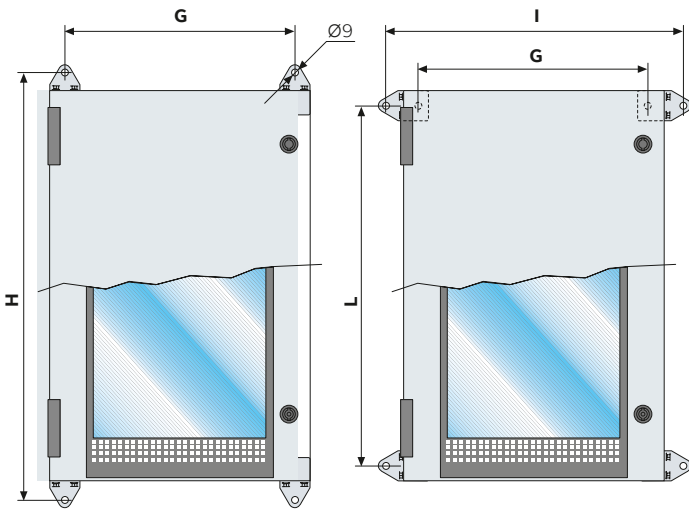
Code	A	B	C	D	E	F (*)	G	H	I	L
SRN3215K	303	203	147	82	133,5	151,5	163	337	237	263
SRN3315K	303	303	147	82	133,5	151,5	263	337	337	263
SRN3415K	303	403	147	82	133,5	151,5	363	337	437	263
SRN4315K	403	303	147	82	133,5	201,5	263	437	337	363
SRN4320K	403	303	197	132	183,5	201,5	263	437	337	363
SRN4420K	403	403	197	132	183,5	201,5	363	437	437	363
SRN4620K	403	603	197	132	183,5	201,5	563	437	637	363
SRN5320K	503	303	197	132	183,5	251,5	263	537	337	463
SRN5420K	503	403	197	132	183,5	251,5	363	537	437	463
SRN5425K	503	403	247	182	233,5	251,5	363	537	437	463
SRN6420K	603	403	197	132	183,5	100	363	637	437	563
SRN6425K	603	403	247	182	233,5	100	363	637	437	563
SRN6625K	603	603	247	182	233,5	100	563	637	637	563
SRN7520K	703	503	197	132	183,5	100	463	737	537	663
SRN7525K	703	503	247	182	233,5	100	463	737	537	663
SRN8625K	803	603	247	182	233,5	150	563	837	637	763
SRN8630K	803	603	297	232	283,5	150	563	837	637	763
SRN8830K	803	803	297	232	283,5	150	763	837	837	763

Code	A	B	C	D	E	F (*)	G	H	I	L
SRN10625K	1003	603	247	182	233,5	150	563	1037	637	963
SRN10630K	1003	603	297	232	283,5	150	563	1037	637	963
SRN10830K	1003	803	297	232	283,5	150	763	1037	837	963
SRN12630K	1203	603	297	232	283,5	150	563	1237	637	1163
SRN12830K	1203	803	297	232	283,5	150	763	1237	837	1163
SRN5420VK	503	403	197	132	183,5	150	363	537	437	463
SRN5425VK	503	403	247	182	233,5	150	363	537	437	463
SRN6420VK	603	403	197	132	183,5	150	363	637	437	563
SRN6425VK	603	403	247	182	233,5	150	363	637	437	563
SRN7520VK	703	503	197	132	183,5	150	463	737	537	663
SRN7525VK	703	503	247	182	233,5	150	463	737	537	663
SRN8625VK	803	603	247	182	233,5	150	563	837	637	763
SRN8630VK	803	603	297	232	283,5	150	563	837	637	763
SRN10625VK	1003	603	247	182	233,5	150	563	1037	637	963
SRN10630VK	1003	603	297	232	283,5	150	563	1037	637	963
SRN10830VK	1003	803	297	232	283,5	150	763	1037	837	963
SRN12630VK	1203	603	297	232	283,5	150	563	1237	637	1163
SRN12830VK	1203	803	297	232	283,5	150	763	1237	837	1163

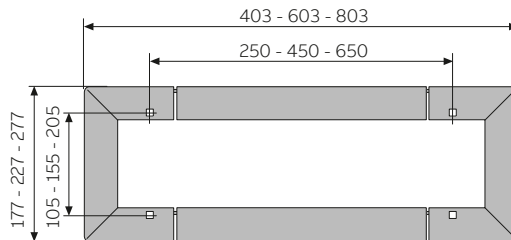
General purpose enclosures technical details

SR2 - Overall Dimensions – Casse

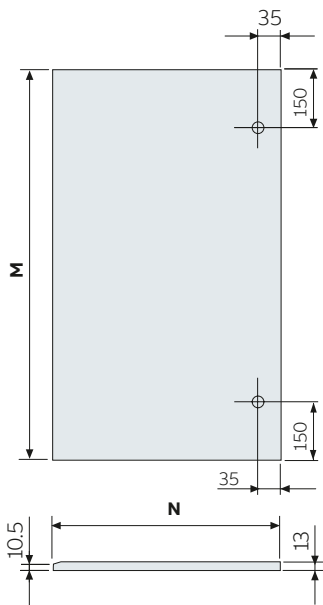
Centre distances for wall fixing



Centre distances for plinth fixing



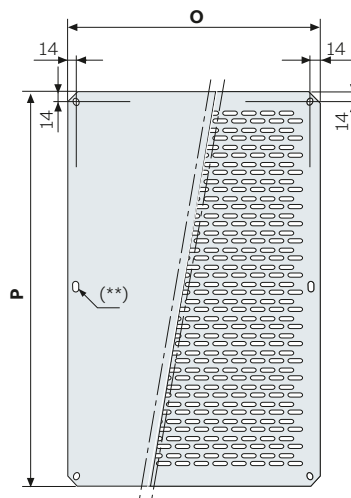
Internal counterdoors



Code	M	N
KC5040K *	456	360
KC6040K *	556	360
KC7050K *	656	460
KC8060K	756	560
KC1060K	956	560
KC1080K	956	760
KC1260K	1156	560
KC1280K	1156	760

* The counterdoors with H 500 mm, 600 mm and 700 mm, only have one hole in the centre for the lock

Internal plates



Code	O	P
PF3020	160	260
PF3030	260	260
PF3040 - PF4030	360	260
PF4040	360	360
PF5030	260	460
PF5040	360	460
PF6040 - PF4060	360	560
PF6060	560	560
PF7050	460	660
PF8060	560	760
PF8080	760	760
PF1060	560	960
PF1080	760	960
PF1260	560	1160
PF1280	760	1160

Measurements are expressed in millimeters.

—
10

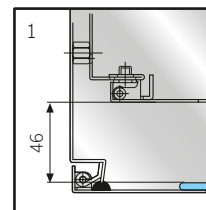
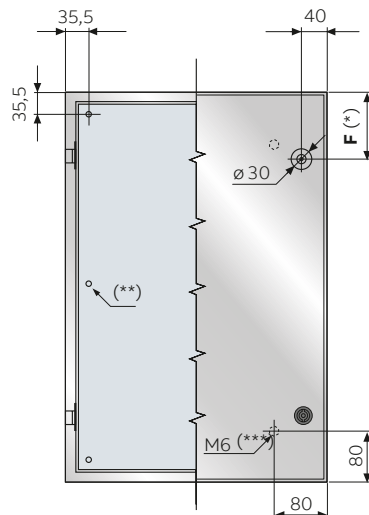
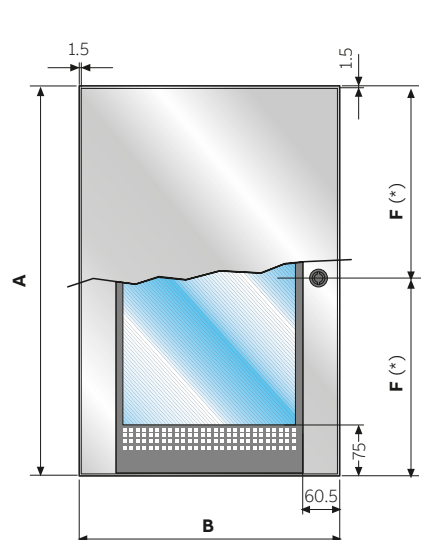
SRX

SRX	
Overall dimensions	258
Enclosures	260
General characteristics and applications	262
Selection of the structure	264
Ordering codes	265
Overall dimensions - Drillings	275

General purpose enclosures technical details

SRX - Overall Dimensions

Basic version

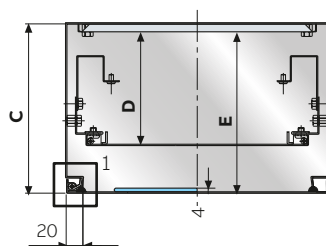


(*) Locks (F)
 1 central for enclosures from
 h=303 to 503 mm
 2 for enclosures from
 h=603 to 703 mm (F=100mm)
 2 for enclosures
 from h=803 to 1203 mm (F=150mm)

(**) Copper plated nut on the rear
 only for enclosures from h=1003 to 1203 mm

(***) Copper plated nut on door
 1 for enclosures from h=303 to 503 mm
 4 for enclosures from h=603 to 803 mm
 6 for enclosures from h=1003 to 1203 mm

Modular panels and inner door

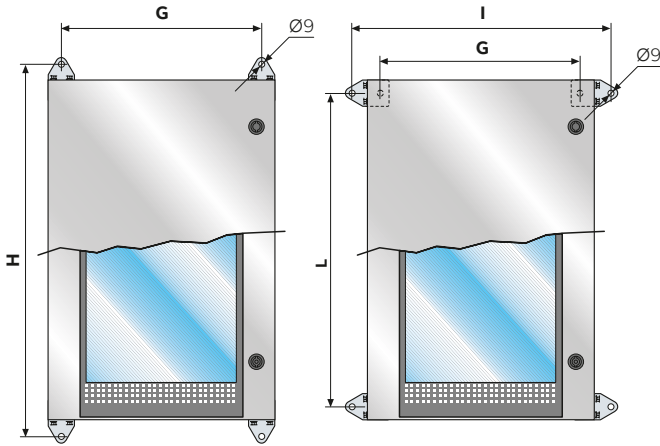


Code	A	B	C	D	E	F (*)	G	H	I	L
SRN3215X	303	203	147	82	133,5	151,5	163	337	237	263
SRN3415X	303	403	147	82	133,5	151,5	363	337	437	263
SRN4315X	403	303	147	82	133,5	201,5	263	437	337	363
SRN4320X	403	303	197	132	183,5	201,5	263	437	337	363
SRN4420X	403	403	197	132	183,5	201,5	363	437	437	363
SRN4620X	403	603	197	132	183,5	201,5	563	437	637	363
SRN5420X - SRN5420VX	503	403	197	132	183,5	251,5	363	537	437	463
SRN5520X	503	503	197	132	183,5	251,5	363	537	437	463
SRN6420X - SRN6420VX	603	403	197	132	183,5	100	363	637	437	563
SRN6620X	603	603	197	132	183,5	100	363	637	437	563
SRN6630X	603	603	297	232	283,5	100	363	637	437	563
SRN7525X - SRN7525VX	703	503	247	182	233,5	100	463	737	537	663
SRN8620X	803	603	197	132	183,5	150	363	637	437	563
SRN8625VX	803	603	247	182	233,5	150	563	837	637	763
SRN8630X	803	603	297	232	283,5	150	563	837	637	763
SRN8830X	803	803	297	232	283,5	150	763	837	837	763
SRN10830X - SRN10830VX	1003	803	297	232	283,5	150	763	1037	837	963
SRN12630X	1203	603	297	232	283,5	150	563	1237	637	1163
SRN12830X	1203	803	297	232	283,5	150	763	1237	837	1163

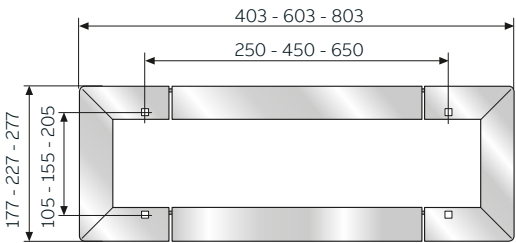
General purpose enclosures technical details

SRX - Overall Dimensions

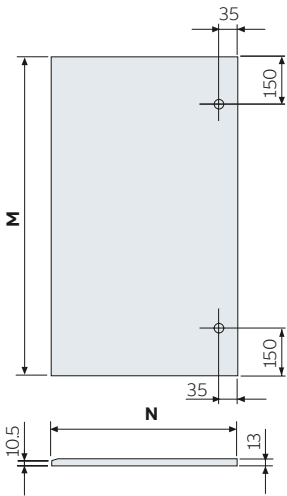
Centre distances for wall-mounting



Centre distances for plinth fixing

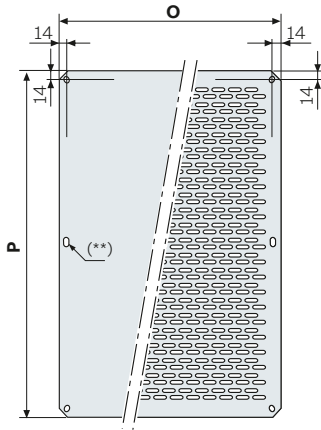


Inner doors



Code	M	N
KC5040X*	456	360
KC6040X*	556	360
KC7050X*	656	460
KC8060X	756	560
KC1080X	956	760

Internal plates



Code	O	P
PF3020	160	260
PF3030	260	260
PF3040 - PF4030	360	260
PF4040	360	360
PF5030	260	460
PF5040	360	460
PF5050	460	460
PF6040 - PF4060	360	560
PF6060	560	560
PF7050	460	660
PF8060	560	760
PF8080	760	760
PF1060	560	960
PF1080	760	960
PF1260	560	1160
PF1280	760	1160

* Inner doors with H 500mm, 600mm, 700mm only have one hole in the centre for the lock

Measurements are expressed in millimeters.

General purpose enclosures technical details

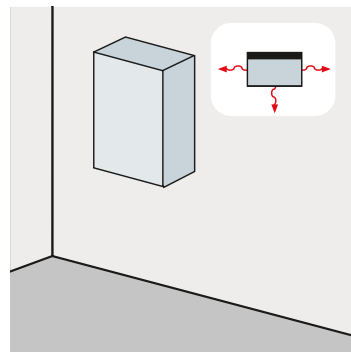
SRX - enclosures

Dissipating power

SR enclosures

Dissipating power inside the SR enclosures according to the permissible overtemperature (external temperature plus overtemperature = 60 °C max).

Maximum dissipating power (W)



Wall-mounted single enclosure

Code	Dimensions			Overtemperature values ΔT			
	H (mm)	W (mm)	D (mm)	25 °C	30 °C	35 °C	40 °C
SRN3215K	300	200	150	18	22	26	31
SRN3315K	300	300	150	23	29	35	42
SRN3415K	300	400	150	34	42	51	60
SRN4315K	400	300	150	30	37	45	53
SRN4320K	400	300	200	33	42	51	60
SRN4420K	400	400	200	42	52	63	74
SRN4620K	400	600	200	59	74	89	105
SRN5320K	500	300	200	39	49	59	69
SRN5420K	500	400	200	47	59	72	85
SRN5420VK	500	400	200	47	59	72	85
SRN5425K	500	400	250	52	66	79	94
SRN5425VK	500	400	250	52	66	79	94
SRN6420K	600	400	200	54	67	82	96
SRN6420VK	600	400	200	54	67	82	96
SRN6425K	600	400	250	59	74	89	105
SRN6425VK	600	400	250	59	74	89	105
SRN6625K	600	600	250	79	99	120	141
SRN7520K	700	500	200	68	86	104	122
SRN7520VK	700	500	200	68	86	104	122
SRN7525K	700	500	250	74	93	113	133
SRN7525VK	700	500	250	74	93	113	133
SRN8625K	800	600	250	94	118	143	169
SRN8625VK	800	600	250	94	118	143	169
SRN8630K	800	600	300	107	134	162	191
SRN8630VK	800	600	300	107	134	162	191
SRN8830K	800	800	300	114	142	173	204
SRN10625K	1000	600	250	95	118	143	169
SRN10625VK	1000	600	250	95	118	143	169
SRN10630K	1000	600	300	103	130	156	185
SRN10630VK	1000	600	300	103	130	156	185
SRN10830K	1000	800	300	142	178	215	254
SRN10830VK	1000	800	300	142	178	215	254
SRN12630K	1200	600	300	123	155	187	220
SRN12630VK	1200	600	300	123	155	187	220
SRN12830K	1200	800	300	168	210	255	300
SRN12830VK	1200	800	300	168	210	255	300

Values also valid for the versions with glazed door.

General purpose enclosures technical details

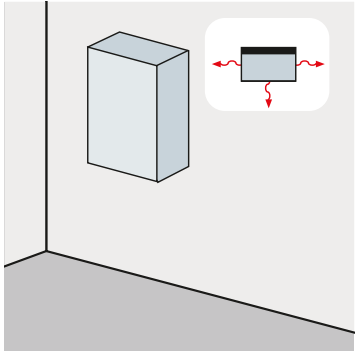
SRX - enclosures

Dissipating power

SRX enclosures

Dissipating power inside the SRX enclosures according to the permissible overtemperature (external temperature plus overtemperature = 60 °C max).

Maximum dissipating power (W)



Wall-mounted single enclosure

Code	Dimensions			Overtemperature values ΔT			
	H (mm)	W (mm)	D (mm)	25 °C	30 °C	35 °C	40 °C
SRN3215X	300	200	150	29	35	42	50
SRN3415X	300	400	150	55	68	82	97
SRN4315X	400	300	150	48	60	72	85
SRN4320X	400	300	200	53	68	82	97
SRN4420X	400	400	200	68	84	101	119
SRN4620X	400	600	200	95	119	143	169
SRN5420X	500	400	200	76	95	116	137
SRN5420VX	500	400	200	76	95	116	137
SRN5520X	500	500	200	-	-	-	-
SRN6420X	600	400	200	87	108	132	154
SRN6420VX	600	400	200	87	108	132	154
SRN6620X	600	600	200	-	-	-	-
SRN6630X	600	600	300	-	-	-	-
SRN7525X	700	500	250	119	150	182	214
SRN7525VX	700	500	250	119	150	182	214
SRN8620X	800	600	200	-	-	-	-
SRN8625VX	800	600	250	151	190	230	272
SRN8630X	800	600	300	172	216	261	307
SRN8830X	800	800	300	183	228	278	328
SRN10830X	1000	800	300	228	286	346	409
SRN10830VX	1000	800	300	228	286	346	409
SRN12630X	1200	600	300	198	249	301	354
SRN12830X	1200	800	300	270	338	410	483

General purpose enclosures

SRX enclosures - General characteristics and applications

The AISI 304 stainless steel used allows the cabinets to be installed either indoors or outdoors, by fixing to the floor or a wall. AISI 304 stainless steel enclosures with opaque door, usually intended for making enclosures for automation, are supplied with the galvanised sheet metal internal plate and do not have cable entry flanges.

SRX enclosures always conform to IEC EN 62208 and to IEC 61439-1-2, have a degree of protection IP66 (IEC EN 60529); NEMA 4X and NEMA 3R (UL standard). The degree of protection against external mechanical impacts is IK10 for the version with opaque door and IK09 for the version with glass door (IEC 62262).

AISI 304 stainless steel enclosures with glass door can also be used for distribution configurations. Alternatively, the

internal equipment is made by selecting special kits (Distribution Kit) consisting of a pair of functional uprights for assembly of the AISI 304 stainless steel modular panels (to be ordered separately) and any compensation panels. The modular panels, which can also be installed on the enclosures with opaque door using the same KD Kit....X, are all hinged and have vertical modularity of 185 mm.



General purpose enclosures

SRX enclosures - General characteristics and applications

SRX enclosures can be equipped with: standard plates, clip nuts, spacers, slotted internal plate, accessories for stacking, DIN rails and fixing brackets, shaped sections for accessories on doors, closing systems.



Spray protection roof

Improves protection against infiltration by liquids and accidental sprays. Made of AISI 304 stainless steel.



Distribution kit

All apparatuses and modular circuit breakers can be installed on a DIN rail combined with a modular panel.



Stacking



SRX enclosures can be stacked using the special kit. The plinth with removable flanges is made of 25/10 thick AISI 304 stainless steel.



Closing box

A new Ø19 mm closing box made of chrome-finished plastic with double tongue key.

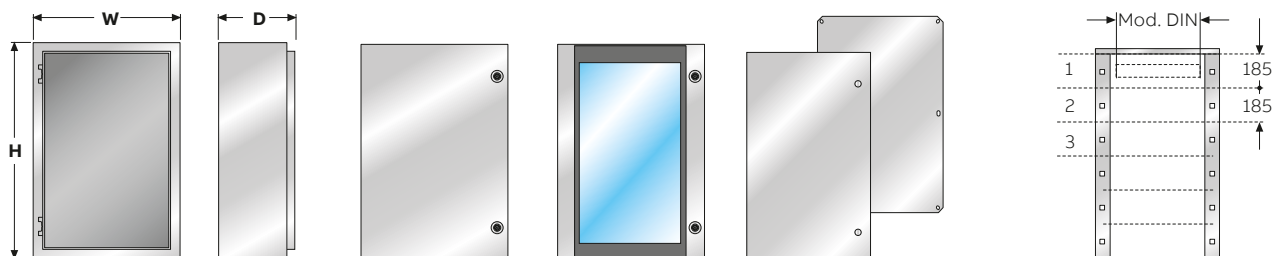
Technical characteristics

Conforms to	CEI EN 62208, IEC 61439-1-2
Degree of protection	IP66 (CEI EN 60529) UL Listed: UL 508A NEMA: Types 1, 3R, 4, 4X, 12
Degree of mechanical protection	IK10 opaque door IK09 glass door (IEC 62262)
Certifications	  II 3 G D
Type of material	AISI 304
Installation site	indoors/outdoors
Fixing method	floor/wall
Normal operating conditions - ambient temperature	from -5 to +55°C

General purpose enclosures

SRX - Selection of the structure

Rapid selection table

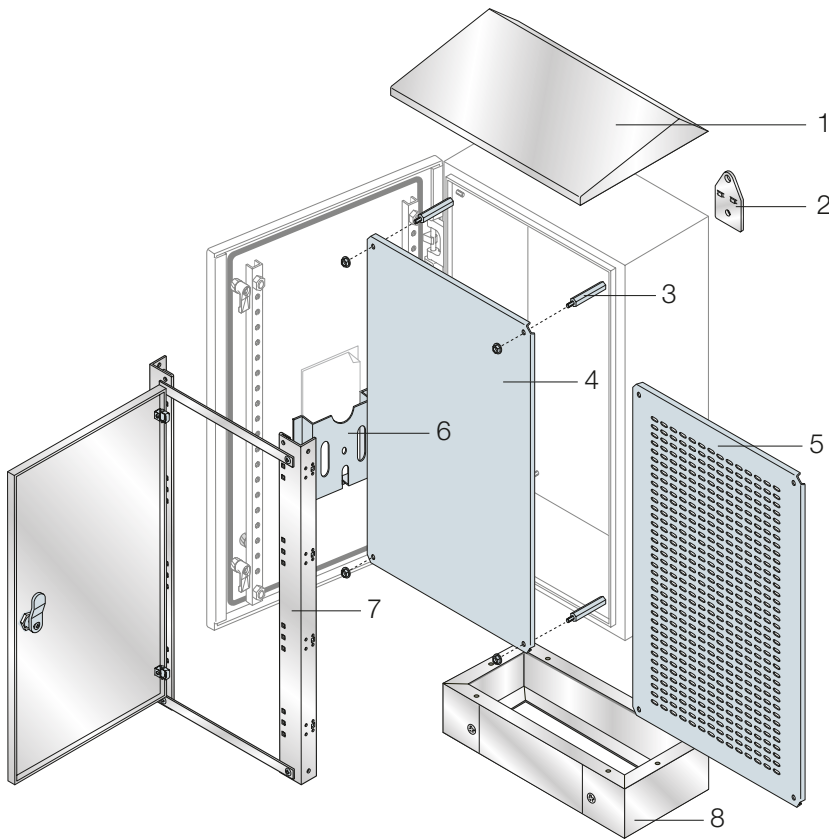


Overall dimensions					Automation kit		Distribution kit Supports for mounting modular panels			
H mm	W mm	D mm	Enclosures with opaque door + mounting plate	Enclosures with transparent door ¹	Opaque inner door IP20	Opaque plate	No. of vertical mod. H=185mm	No. of DIN mod. per row	Total modules	DIN supports
300	200	150	SRN3215X			PF3020				
	400	150	SRN3415X			PF3040				
400	300	150	SRN4315X		KC4030X	PF4030				
		200	SRN4320X							
	400	200	SRN4420X			PF4040				
	600	200	SRN4620X			PF4060				
500	400	200	SRN5420X	SRN5420VX	KC5040X	PF5040	2	14	28	KD5040X
	500	200	SRN5520X			PF5050				
600	400	200	SRN6420X	SRN6420VX	KC6040X	PF6040	3	14	42	KD6040X
		200	SRN6620X			PF6060				
	300	SRN6630X								
700	500	250	SRN7525X	SRN7525VX	KC7050X	PF7050				
800	600	200	SRN8620X		KC8060X	PF8060	4	25	100	KD8060X
		250		SRN8625VX				25	100	
		300	SRN8630X					25	100	
	800	300	SRN8830X			PF8080				
1000	800	300	SRN10830X	SRN10830VX	KC1080X	PF1080	5	36	180	KD1080X
1200	600	300	SRN12630X			PF1260				
	800	300	SRN12830X			PF1280				

¹ Mounting plate to be ordered separately.

General purpose enclosures

SRX - Ordering codes



1 - Spray protection roof

2 - Wall-mounting brackets

3 - Spacers for back plates

4 - Opaque internal plate

5 - Slotted internal plate

6 - Document pocket

7 - Opaque inner door

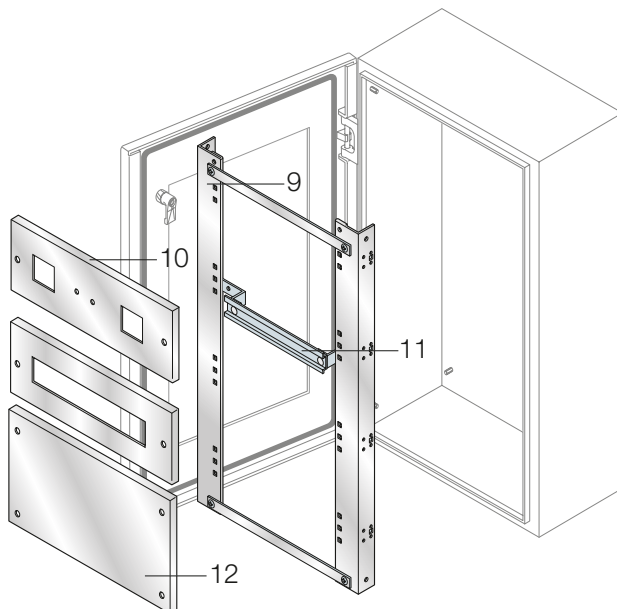
8 - Plinth

9 - Frame for DIN rail

10 - Modular panels for apparatuses

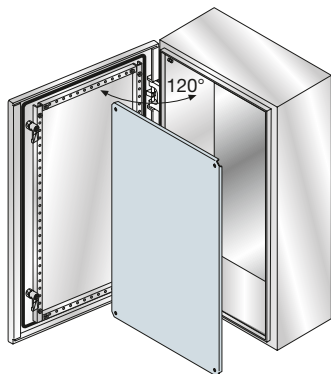
11 - DIN rail

12 - Opaque modular panels



General purpose enclosures

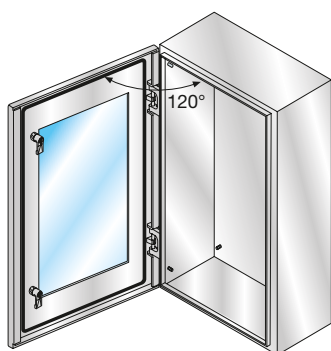
SRX - Ordering codes



SRX series enclosures with opaque door (internal plate included)

Enclosures with an opaque door, made of AISI 304 stainless steel, usually intended for producing enclosures for automation, come supplied with the galvanised sheet metal internal plate and do not have cable entry flanges.

Enclosures with opaque door complete with internal mounting plate				
Dimensions (mm)				Package/ No. of pieces
H	W	D	Code	
300	200	150	SRN3215X	1/1
	400		SRN3415X	1/1
400	300	150	SRN4315X	1/1
	300	200	SRN4320X	1/1
	400		SRN4420X	1/1
	600		SRN4620X	1/1
500	400	200	SRN5420X	1/1
	500		SRN5520X	1/1
600	400	200	SRN6420X	1/1
	600		SRN6620X	1/1
	600	300	SRN6630X	1/1
700	500	250	SRN7525X	1/1
800	600	200	SRN8620X	1/1
	600	300	SRN8630X	1/1
	800		SRN8830X	1/1
1000	800	300	SRN10830X	1/1
1200	600	300	SRN12630X	1/1
	800		SRN12830X	1/1



SRX series stainless steel enclosures with transparent door

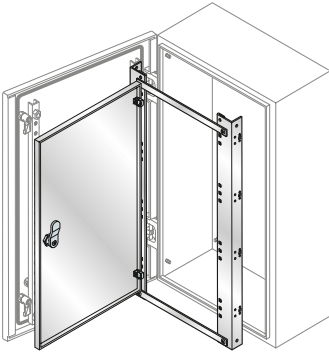
AISI 304 stainless steel enclosures with a glass door can also be used for distribution configurations. The internal equipment is set up using the relevant kits:

- KD...X (Distribution Kit) consisting of a pair of functional uprights for assembly of the modular panels made of AISI 304 stainless steel (to be ordered separately) and of any compensation panels. The modular panels, which can also be installed on the enclosures with opaque door using the KD kit, are all hinged and have vertical modularity of 185 mm. The enclosures with see-through door are provided without mounting plate.

Enclosures with transparent door				
Dimensions (mm)				Package/ No. of pieces
H	W	D	Code	
500	400	200	SRN5420VX	1/1
600	400		SRN6420VX	1/1
700	500	250	SRN7525VX	1/1
800	600		SRN8625VX	1/1
1000	800	300	SRN10830VX	1/1

General purpose enclosures

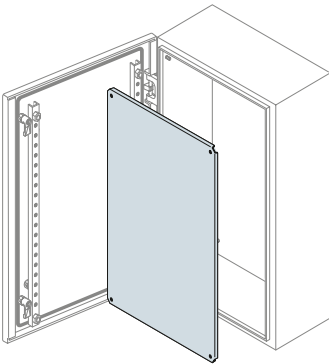
SRX - Ordering codes



Opaque inner door

The inner door guarantees a degree of protection of IP20. Made of 15/10 thick AISI 304 stainless steel, complete with box and double tongue insert.

Opaque inner door			
Dimensions (mm)			Package/ No. of pieces
H	W	Code	
400	300	KC4030X	1/1
500	400	KC5040X	1/1
600		KC6040X	1/1
700	500	KC7050X	1/1
800	600	KC8060X	1/1
1000	800	KC1080X	1/1



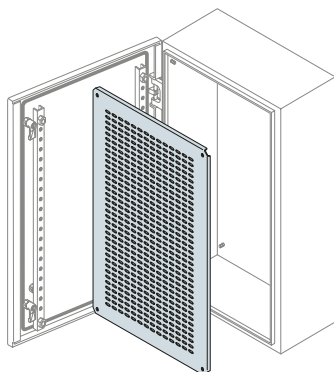
Opaque internal mounting plate

20/10 thick galvanised sheet metal internal plate, complete with fixing with small parts supplied. Depth-adjustable using a special spacer kit (to be ordered separately).

Opaque internal mounting plate			
Dimensions (mm)			Package/ No. of pieces
H	W	Code	
300	200	PF3020	1/1
300	400	PF3040	1/1
400	300	PF4030	1/1
400	400	PF4040	1/1
400	600	PF4060	1/1
500	400	PF5040	1/1
500	500	PF5050	1/1
600	400	PF6040	1/1
600	600	PF6060	1/1
700	500	PF7050	1/1
800	600	PF8060	1/1
800	800	PF8080	1/1
1000	800	PF1080	1/1
1200	600	PF1260	1/1
1200	800	PF1280	1/1

General purpose enclosures

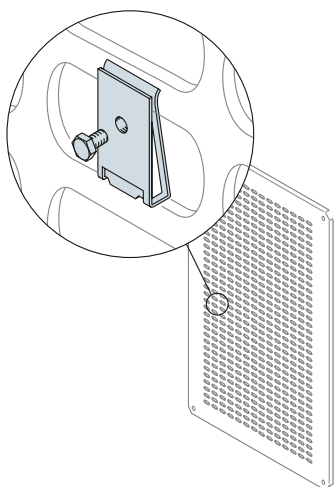
SRX - Ordering codes



Slotted internal plate

Fixing with small parts supplied. Depth-adjustable using a special spacer kit (to be ordered separately).

Piastra interna asolata			
Dimensions (mm)			Package/ No. of pieces
H	W	Code	
300	200	TQ3020	1/1
300	400	TQ3040	1/1
400	300	TQ4030	1/1
400	400	TQ4040	1/1
400	600	TQ4060	1/1
500	400	TQ5040	1/1
600	400	TQ6040	1/1
600	600	TQ6060	1/1
700	500	TQ7050	1/1
800	600	TQ8060	1/1
800	800	TQ8080	1/1
1000	800	TQ1080	1/1
1200	600	TQ1260	1/1
1200	800	TQ1280	1/1



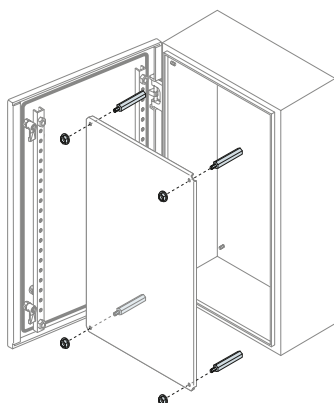
Clip nuts

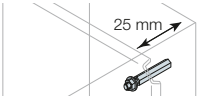
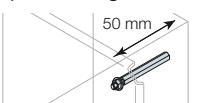
For slotted plates with M6x10mm hexagonal head screws.

Description	Code	Package/ No. of pieces
Clip nuts	TQ6610	1/20

Spacer kit for adjusting back plate depth

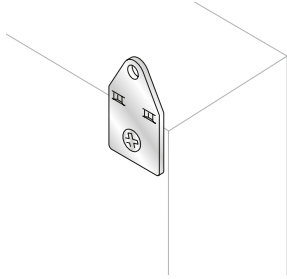
Kit made up of 12 spacers for fixing the mounting plate. Allows depth adjustment in 25 mm steps.



Description	Code	Package/ No. of pieces
Spacers, length 25 mm 	AA8025	1/12
Spacers, length 50 mm 	AA8050	1/12

General purpose enclosures

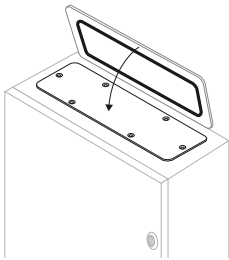
SRX - Ordering codes



Wall-mounting brackets

Allow enclosures to be wall-mounted and are fitted using the special holes located on the back of the enclosures. Made of 30/10 thick AISI 304 stainless steel.

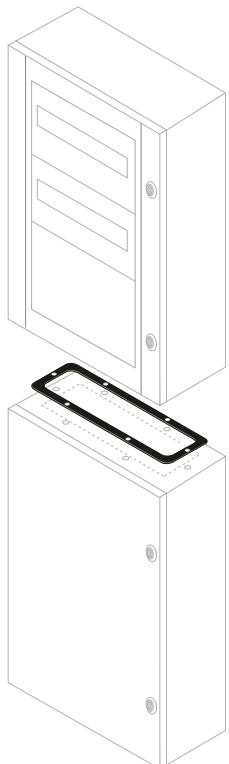
Description	Code	Package/ No. of pieces
No. 4 wall-mounting brackets	AA1206X	1/4



Fairlead plates

Fairlead plates in 25/10 thick AISI 304 stainless steel with polyurethane gasket.

Description	Dimensions (mm)		Code	Package/ No. of pieces
	W	D		
Fairlead plate) for SRN3215X	173	97	FLN3215X	1/1
Fairlead plate for SRN4315X	273	97	FLN4315X	1/1
Fairlead plate for SRN3415X	373	97	FLN3415X	1/1
Fairlead plate for SRN4320X, SRN4320VX	273	147	FLN4320X	1/1
Fairlead plate for SRN4420X, SRN5420X, SRN6420X, SRN5420VX, SRN6420VX	373	147	FLN4420X	1/1
Fairlead plate 500x200mm for SRN5520X	473	147	FLN5520X	1/1
Fairlead plate) for SRN4620X, SRN6620X, SRN8620X	573	147	FLN4620X	1/1
Fairlead plate for SRN7525X, SRN7525VX	473	197	FLN7525X	1/1
Fairlead plate for SRN8625VX	573	197	FLN8625X	1/1
Fairlead plate for SRN6630X, SRN8630X, SRN12630X	573	247	FLN6630X	1/1
Fairlead plate for SRN6830X, SRN8830X, SRN10830X, SRN12830X, SRN10830VX	773	247	FLN6830X	1/1

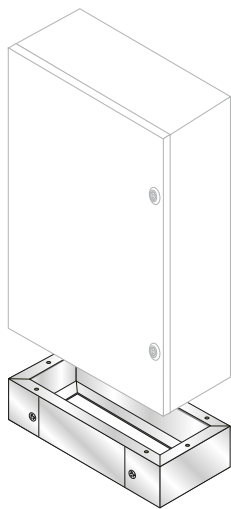


Accessories for stacking

Dimensions (mm)			Package/ No. of pieces
W	D	Code	
IP65 gasket			
400	200	GZ4020	1/1
500	200	GZ5020	1/1
	250	GZ5025	1/1
600	200	GZ6020	1/1
	250	GZ6025	1/1
	300	GZ6030	1/1
800	300	GZ8030	1/1

General purpose enclosures

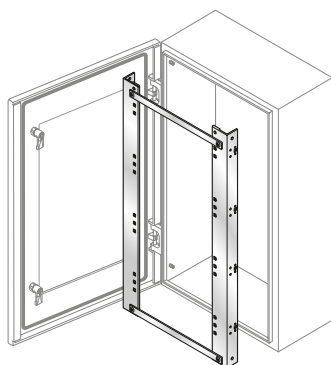
SRX - Ordering codes



Plinth

25/10 thick AISI 304 stainless steel plinth.

Plinth				
Dimensions (mm)				Package/ No. of pieces
H	W	D	Code	
100	400	200	ZA4020X	1/1
100	500	200	ZA5020X	1/1
100		250	ZA5025X	1/1
100	600	200	ZA6020X	1/1
100		300	ZA6030X	1/1
100	800	300	ZA8030X	1/1



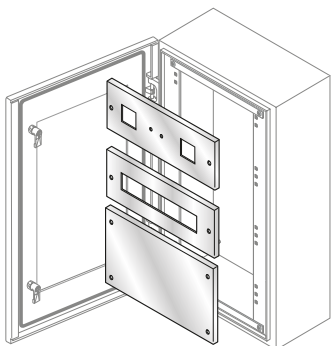
Frame for DIN rail

Internal supports for fixing modular panels and DIN rails, with compensation panels, made of AISI 304 stainless steel.

Description	Dimensions (mm)		Code	Package/ No. of pieces
	H	W		
Supports for 14 DIN mod. x 2 rows	500	400	KD5040X	1/1
Supports for 14 DIN mod. x 3 rows	600	400	KD6040X	1/1
Supports for 25 DIN mod. x 4 rows	800	600	KD8060X	1/1
Supports for 36 DIN mod. x 5 rows	1000	800	KD1080X	1/1

General purpose enclosures

SRX - Ordering codes



Screwed modular panels

12/10 mm thick AISI 304 stainless steel modular panels. The screwed modular panels can be fitted on the enclosures using the special kit (KD...) consisting of functional uprights and a compensation panel.

Each modular panel (PM) comes equipped with a DIN rail (depth-adjustable), fixing brackets and the relative small parts. Tmax modular and moulded-case circuit breakers up to T3 can be positioned side by side on the same DIN rail using the special depth adapter AP 6001. To install MCCBs, fix the DIN rail in the recessed position. The DIN rail fixing brackets allow mounting of the wiring duct up to a maximum size of 60 x 60 mm.

Stainless steel screwed modular panels for DIN rail (including DIN rail and fixing brackets)

Description	Dimensions (mm)		Code	Package/ No. of pieces
	H	W		
14 DIN mod. + fixing bracket	185	400	PM1414X	1/1
25 DIN mod. + fixing bracket	185	600	PM1625X	1/1
36 DIN mod. + fixing bracket	185	800	PM1836X	1/1

Stainless steel screwed modular panels for measuring instruments

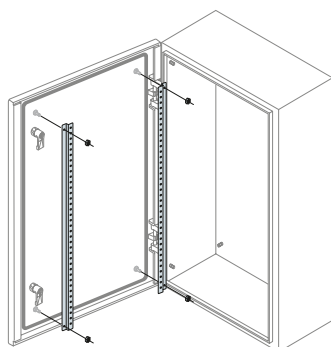
Description	Dimensions (mm)		Code	Package/ No. of pieces
	H	W		
2 instruments 72 x 72mm	185	400	PS2476X	1/1
2 instruments 72 x 72mm	185	600	PS2676X	1/1
2 instruments 72 x 72mm	185	800	PS2876X	1/1

Stainless steel opaque screwed modular panels

Description	Dimensions (mm)		Code	Package/ No. of pieces
	H	W		
Opaque panel	185	400	PC1406X	1/1
Opaque panel	185	600	PC1606X	1/1
Opaque panel	185	800	PC1806X	1/1
Opaque panel	370	600	PC2606X	1/1
Opaque panel	370	800	PC2806X	1/1

Shaped sections for accessories

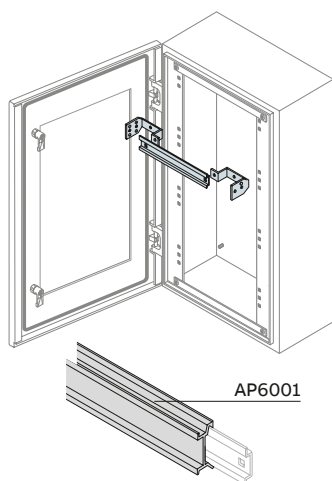
Allow fixing of accessories (e.g.: wiring ducts) inside the blind doors. Consist of a pair of vertical crosspieces made of 15/10 thick white galvanised sheet metal, pre-drilled with 25 mm pitch. In enclosures with height 1000 and 1200 mm with a blind door, the shaped sections are already supplied.



Description	Dimensions (mm)		Code	Package/ No. of pieces
	H	W		
Shaped sections for door	600		TS6009	1/2
Shaped sections for door	700		TS7009	1/2
Shaped sections for door	800		TS8009	1/2

General purpose enclosures

SRX - Ordering codes

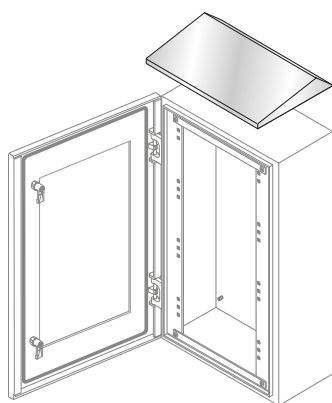


DIN rail and fixing brackets

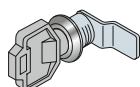
Description	No. modules	W (mm)	Code	Package/ No. of pieces
DIN rail and fixing brackets	14	400	GD4006	1/1
DIN rail and fixing brackets	25	600	GD6006	1/1
DIN rail and fixing brackets	36	800	GD8006	1/1
Depth adapter				
No.1 depth adapter for Tmax T1-T2-T3-XT1-XT3 W = 600 mm			AP6001	1/4

Spray protection roof

Improves protection against infiltration by liquids and accidental sprays.
Made of 15/10 thick AISI 304 stainless steel.



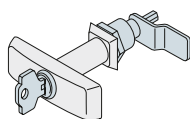
Spray protection roof			
Dimensions (mm)			Package/ No. of pieces
W	D	Code	
200	150	TT2015X	1/1
300	150	TT3015X	1/1
400	150	TT4015X	1/1
300	200	TT3020X	1/1
400	200	TT4020X	1/1
500	200	TT5020X	1/1
600	200	TT6020X	1/1
500	250	TT5025X	1/1
600	250	TT6025X	1/1
600	300	TT6030X	1/1
800	300	TT8030X	1/1



AA8001X



AA8002



AA8003



EV1008

Closing systems

May substitute standard fasteners for the external doors.

Description	Code	Package/ No. of pieces
Box Ø 19 mm double tongue made of chrome-finished plastic and key for external door	AA8001X	1/1
Box Ø 19 mm with safety insert and Yale type key for external door	AA8002 ⁽¹⁾	1/1
Box Ø 19 mm with handle and Yale type key for external door	AA8003 ⁽¹⁾	1/1
Box Ø 19 mm with triangular insert for external door	AA5200 ⁽¹⁾	1/1
Plastic key for triangular insert AA5200 for external door	AA5190	1/1
Box with double tongue insert made of plastic with key for inner door (without tongue)	EV1008	1/1
Single code Yale insert for inner door	EV1036	1/1
Ronis 455 insert for inner door	EV1037	1/1
3mm double tongue insert for inner door	EV1039	1/1

⁽¹⁾ Only for external door

General purpose enclosures

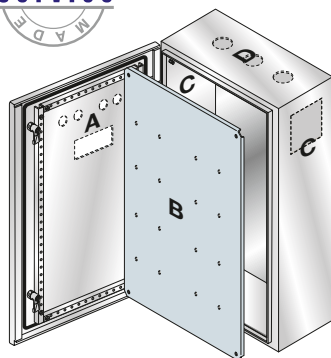
SRX - Ordering codes

Spare parts

Description	Code	Package/ No. of pieces
Stainless steel screws (No. 16 screws, flanged nuts and nylon washers M6)	AA1203X	1/1
Opaque door 300x200 mm (HxW)	PRN3026X	1/1
Opaque door 300x400 mm (HxW)	PRN3046X	1/1
Opaque door 400x300 mm (HxW)	PRN4036X	1/1
Opaque door 400x400 mm (HxW)	PRN4046X	1/1
Opaque door 400x600 mm (HxW)	PRN4066X	1/1
Opaque door 500x400 mm (HxW)	PRN5046X	1/1
Opaque door 500x500 mm (HxW)	PRN5056X	1/1
Opaque door 600x400 mm (HxW)	PRN6046X	1/1
Opaque door 600x600 mm (HxW)	PRN6066X	1/1
Opaque door 600x800 mm (HxW)	PRN6086X	1/1
Opaque door 700x500 mm (HxW)	PRN7056X	1/1
Opaque door 800x600 mm (HxW)	PRN8066X	1/1
Opaque door 800x800 mm (HxW)	PRN8086X	1/1
Opaque door 1000x800 mm (HxW)	PRN1086X	1/1
Opaque door 1200x600 mm (HxW)	PRN1266X	1/1
Opaque door 1200x800 mm (HxW)	PRN1286X	1/1
Glass door 400x300 mm (HxW)	PTN4036X	1/1
Glass door 500x400 mm (HxW)	PTN5046X	1/1
Glass door 600x400 mm (HxW)	PTN6046X	1/1
Glass door 700x500 mm (HxW)	PTN7056X	1/1
Glass door 800x600 mm (HxW)	PTN8066X	1/1
Glass door 1000x800 mm (HxW)	PTN1086X	1/1

General purpose enclosures

SRX - Ordering codes



Special Drilling Service

The overprice amount depends on the number of individual drilled parts and not on the number of holes.

For single part it means: A-door B-plate; C-housing; D-top/bottom part.

Please note that the minimum quantity is 10 pieces with a single code. The price of the special drilling service depends on the number of parts to be drilled and on the amount of enclosures to be drilled.

Description	Code	No. of enclosures to be drilled
Extra cost for drilling service per individual drilled part (A-B-C-D)	FORSRX	≥ 10

The special drilling service for standard size enclosures in quantities equal to or greater than 10 units with a single code has to be managed with code SRN ... SPEC + overprice FORSR/ FORSR1/FORSR2 (see table) equal to the number of enclosures and the number of parts to be drilled + hole layout to be attached to the order.

Example: SRN4320XSPEC 10
FORSRX 10

Example: Enclosure (10 pcs) with door and plate to be drilled (2 parts)
SRN4320XSPEC 10
FORSRX 20
DRAWINGS TO BE ATTACHED

Non-standard enclosure sizes, special drilling

Request feasibility of implementation by completing the relevant Form for special quotations and send it together with the drill layout to the R&D ECS office. Management is per offer.

If the offer is accepted and after having received it, it will be possible to place the order with the codes indicated in the offer.



Painting Special Service

Request feasibility of implementation by completing the relevant Form for special quotations and send it to the R&D ECS office. Management is per offer.

If the offer is accepted and after having received it, it will be possible to place the order with the codes indicated in the offer.

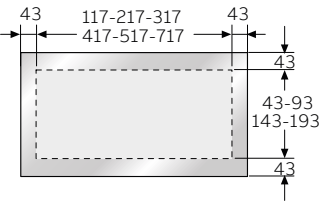
General purpose enclosures

SRX - Overall Dimensions - Drillings

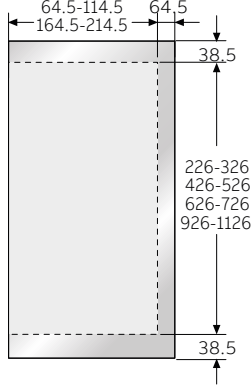
SRX enclosure drilling

Maximum working dimensions for drilling.

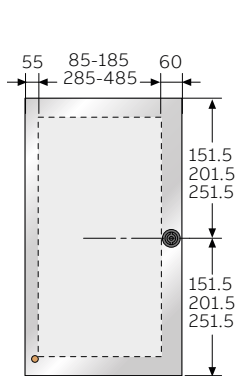
Flanges



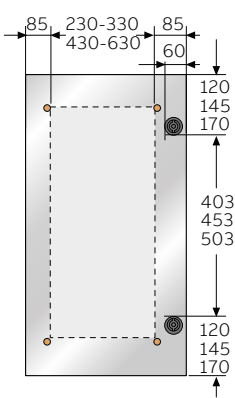
Side



Doors H = 300-400-500



Doors H = 600-700-800



Doors H = 1000-1200

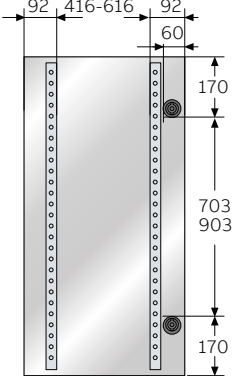




ABB Ltd.

Electrification

Smart Buildings

Electrical Distribution

new.abb.com/low-voltage